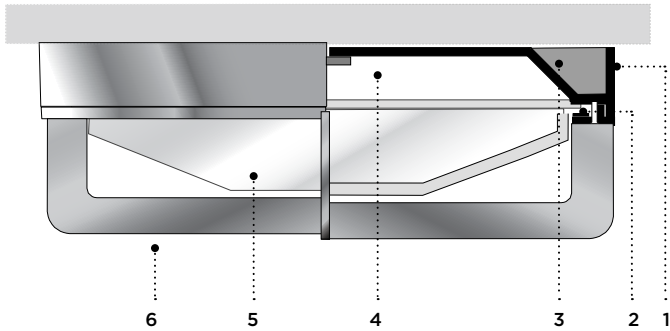


TYPE: \_\_\_\_\_ QUANTITY: \_\_\_\_\_ PROJECT: \_\_\_\_\_

CATALOG NUMBER:

FIXTURE WATTAGE VOLTAGE FINISH OPTION OPTION OPTION OPTION



- 1- Cast aluminum enclosed housing.
- 2- Silicone gasket with memory retention.
- 3- Cast aluminum heat dissipating fins.
- 4- White enamel reflective surface.
- 5- Borosilicate frosted glass diffuser with internal corrugated structural pattern.
- 6- Cast aluminum front cross blades.

All stainless steel hardware.

NT802C



NT804C



NT812C



**NT802C**  
Cast aluminum  
single cross  
blades



**NT804C**  
Cast aluminum  
double cross  
blades



**NT812C**  
Frosted glass  
diffuser

### MATERIALS

Nautilux is made of corrosion resistant 356 aluminum alloy with a copper (CU) content of less than 0.1%.

The borosilicate thermal shock frosted glass is designed to be used as a full diffuser or coupled with a selection of multiple cast aluminum blades. LED platform is easily positioned to produce downward light while glass diffuser remains illuminated. LED module is easily removable and secured with a heat dissipating plate for optimal light performance.

### ELECTRICAL

#### LED

**DRIVER** Standard driver is 0-10V dimming-ready (dims to 10%) with: 120-277 multi-volt compatibility (50-60Hz), optional 347V on request, minimum operating temperature of -30°C/-22°F, output over voltage protection, output over current protection, output short circuit protection with auto-recovery, and over temperature protection (110°C).

**LED** Standard 4000K LED platform included. Optional 3000K and 3500K. Removable modular LED platform.

### LIFE

51,000hrs  $L_{77}B_{50}$  (based on IESNA TM-21 Test Method and LM-80 data).  
68,000hrs  $L_{70}B_{50}$  (calculated projection from LM-80 data).

### FINISH

Five-stage preparation process includes preheating of cast aluminum parts for air extraction. Polyester powder coating is applied through an electrostatic process, and oven cured for long term finish.

### MOUNTING

Maximum weight: 13lbs (5.9kg)

Mounts on a standard 4" (102) octagonal electrical box with 3 1/2" (89) C/C mounting holes.

### CERTIFICATION

Tested to UL1598 and CSA 22.2 #250. ETL listed wet location.

Photometry tested per IES LM-79-08 / IES LM80 test report.

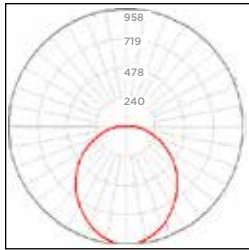
CE certification on request.

Rated IP65.



# NT802C/NT804C/NT812C SERIES NAUTILUX - LED




## TYPICAL PHOTOMETRY SUMMARY



**Descriptive Information**  
 NT802C-L1W30r1  
 Total Lms: XXXX Lumens  
 Total Input Watts: X W  
 Source: LED  
 Efficacy: XXX Lumens/Watt  
 BUG: BX-UX-GX  
 CCT/CRI: 4000K/80  
 Maximum Candela: XXX

Please visit our web site [www.luminis.com](http://www.luminis.com) for complete I.E.S. formatted download data.

## LUMINAIRE SELECTION

MODEL#	LED LIGHT SELECTION					VOLTAGE <sup>1</sup>	FINISH
	SUFFIX	INPUT WATTS	DELIVERED LUMENS	CRI	CCT K		STANDARD COLORS
 <input type="checkbox"/> NT802C	<input type="checkbox"/> L1W12 <input type="checkbox"/> L1W18 <input type="checkbox"/> L1W30	12W 18W 30W	588 880 1380	80	4000K	<input type="checkbox"/> 120V <input type="checkbox"/> 277V	<b>STANDARD COLORS</b> <input type="checkbox"/> WHT Snow white <input type="checkbox"/> BKT Jet black <input type="checkbox"/> BZT Bronze <input type="checkbox"/> MST Matte silver <input type="checkbox"/> GRT Titanium gray <input type="checkbox"/> DGT Gun metal <input type="checkbox"/> CHT Champagne  <b>OPTIONAL COLORS</b> <input type="checkbox"/> CS Custom color <input type="checkbox"/> RAL RAL# color  (Refer to color chart)
 <input type="checkbox"/> NT804C							
 <input type="checkbox"/> NT812C							

## OPTIONS

### ELECTRICAL

- FS Fuse<sup>2</sup>
- PH Photocell<sup>2</sup>
- 347L 347V input power driver

Alternate CCT K LED

- K3 3000K CCT LED
- K35 3500K CCT LED

### ACCESSORIES

- PC6 Polycarbonate lens

### NOTES

- 1- Luminaires are factory prewired for 120V (if no voltage is specified.) For other voltages, please specify with catalog number, or consult factory.
- 2- Fuse and photocell options are normally installed with poles when specified with Luminis luminaires. (Except for other types of mounting.)

