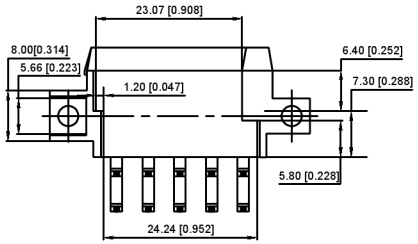

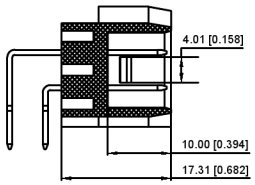

Technology for:

1. Plastic material: BT-GF30. Pin insertion material: copper tin plating
2. The inner and outer surfaces are smooth and clean, without flying edges, burrs, shrinkage pits and other defects
3. No leakage, backout, skew and other defects
4. Marks for important dimensions, 8 points in total:
5. Consider the influence of the position and shape of the pouring mouth on the appearance of the product.
6. Unmarked tolerance is class GB/T 1804-92m.n-s0 20-4E0 ~ 100, 100-20390

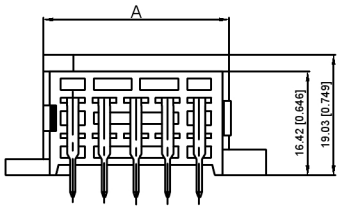

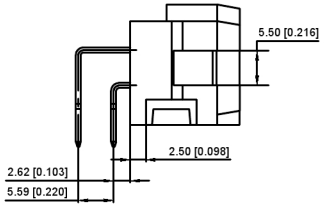

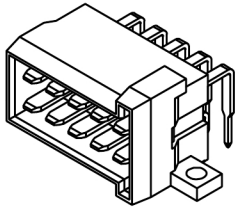

K 828801 W R- X
① ② ③ ④ ⑤

① K :XKBTEK-Car Comnectors
② XKB Series N0.
③ Category:W-Wafer
④ Welding Board Angle:R-Right Angle 90°
⑤ Row No:Pin No
:X-1(4Pin),X-2(6Pin),X-3(8Pin),
X-4(10Pin),X-5(14Pin),
X-6(18Pin),X-7(22Pin)

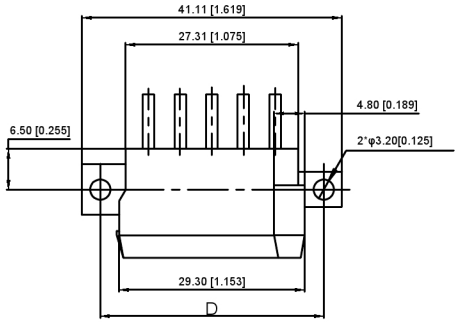

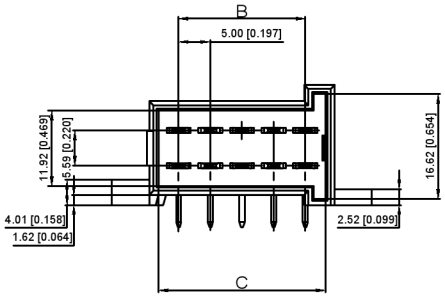

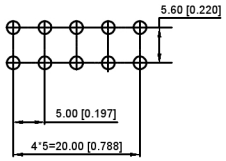

X	Pin	Dimensions(mm)			
		A	B	C	D
1	4	14.3	5	11.3	20.3
2	6	19.3	10	16.3	25.3
3	8	24.3	15	21.3	30.3
4	10	29.3	20	26.3	35.3
5	14	39.3	30	36.3	45.3
6	18	49.3	40	46.3	55.3
7	22	59.3	50	56.3	65.3

K828801WR-X	PBT 94V-0			K929504H
PART N0	Material	Material(Terminal)	Finish(Terminal)	Suitable XKB Terminal

广东星坤科技股份有限公司
生效 日期
文件工程章

MARK	DESCRIPTION	DATE	REVISED	APPROVED
ΔX				
ΔX				
ΔX				

REVISIONS

UNSPECIFIED TOLERANCES	
ANGLAR	±5°
L≤ 4	±0.2
4<L≤ 16	±0.3
16<L≤ 63	±0.4
L> 63	±0.5

www.helloxkb.com www.helloxkb.cn www.xk-dg.cn

XKB INDUSTRIAL PRECISION CO.,LIMITED

DSND		SCALE: N/A	MODEL TYPE: K828801WR-X
DWN		VIEW:	PART NO.:
CHKD		UNIT: mm/in	DWG NO.: X-K828801WR-X
APPD		SIZE: A4	

WEIGHT	SHEET	REVISION
	1/1	A0