



SEOUL SEMICONDUCTOR

Ray set Measurement

ZC100-Cool Package

SSC R&D Center

2014.07.30

Sung Ki Hwang

Legal Disclaimer

Information in this presentation is provided in connection with Seoul Semiconductor products and/or business operation. While Seoul Semiconductor has made every attempt to ensure that the information contained in this presentation has been obtained from reliable sources, Seoul Semiconductor is not responsible for any errors or omissions, or for the results obtained from the use of this information.

All information in this presentation is provided “as if” with no guarantee of completeness, accuracy, timeliness or of the results obtained from the use of this information, and without warranty of any kind, express or implied, including, but not limited to warranties of merchantability, performance, and fitness for a particular purpose, or any warranty otherwise arising out of any proposal, specification, or sample.

In no event will Seoul Semiconductor, its related corporations, or the employees thereof be liable to you or anyone else for any decision made or action taken in reliance of the information in this presentation or for any consequential, special or similar damages, even if advised of the possibility of such damages.

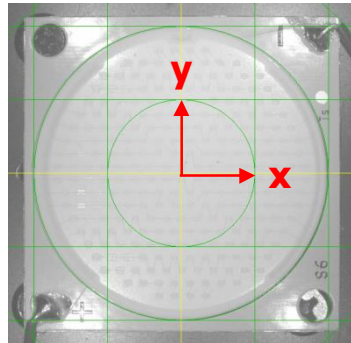
1. Measurement Conditions

(1) Common Information

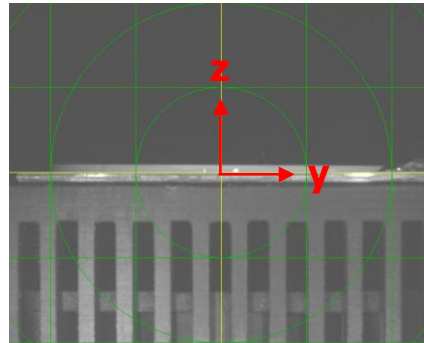

Package Name	ZC100-Cool	Operating Current / Voltage	150mA / 47.5V
Measuring Date	2014.07.28	Burn in Time	> 1 Hour

(2) Position and Orientation


The following views are showing the origin position of the ray data coordinate system referring to the measuring object. The images are captured by the luminance measuring camera at the given angles of the goniometer coordinate system (spherical coordinates)



View in Z axis(Theta = 0°, Phi = 90°)



View in Z axis(Theta = -90°, Phi = 90°)



Goniometer coordinate system

* Measuring equipment and software : RIGO801, Converter801 (TechnoTeam, Germany)

2. Measurement results

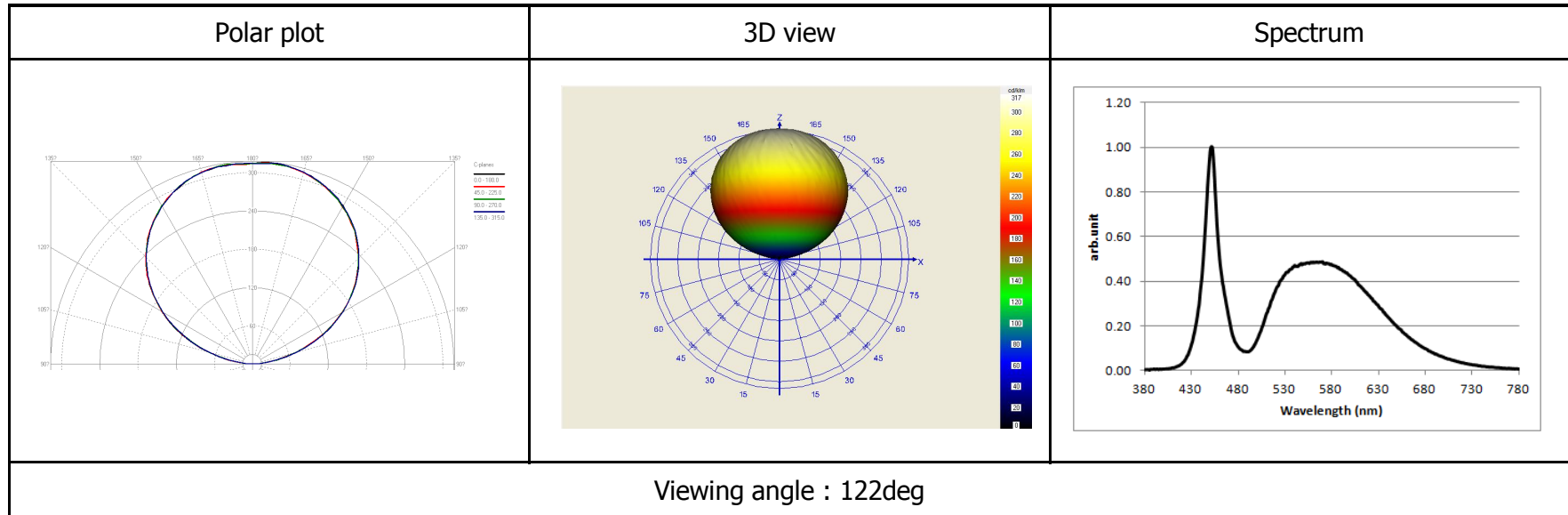
(1) Measuring Parameter

Theta Range	-90° ~ 90°
Theta Step	2.5°
Phi Range	0° ~ 180°
Phi Step	2.5°

(3) Conversion Format

Pos.	Conversion Format	Number of Rays	File Name
1	LightTools	1e6	ZC100-Cool_1M_LightTools.txt
2	LightTools besides 6 kind program		
*.Six kind program : ASAP, LucidShape, Zemax, TracePro, Speos, SimuLux			

(2) Intensity Distribution





THANK YOU!

www.seoulsemicon.com