

## EMG 17-OV-TTL/ 60DC/3

This item is no longer available. Should you have any questions, please contact our Sales Team.

Order No.: 2944410




<http://eshop.phoenixcontact.de/phoenix/treeViewClick.do?UID=2944410>

Power optocoupler, with light indicator and protection circuits in the input and output circuits, input: TTL 5 V DC, output: 12-60 V DC/ max. 3 A



### Commercial data

GTIN (EAN)	 4 017918 107512
Note	Made-to-order
sales group	G111
Pack	10 pcs.
Customs tariff	85364190
Catalog page information	Page 109 (IF-2002)

### Product notes

WEEE/RoHS-compliant since:  
08/06/2008



<http://www.download.phoenixcontact.com>  
Please note that the data given here has been taken from the online catalog. For comprehensive information and data, please refer to the user documentation. The General Terms and Conditions of Use apply to Internet downloads.

### Technical data

#### Input data

Nominal input voltage $U_N$	(TTL)
Switching threshold "0" signal, voltage	(TTL)
Switching threshold "1" signal voltage	(TTL)

Typical input current at $U_N$	$\leq 1$ mA
Typical response time	20 $\mu$ s
Typical turn-off time	200 $\mu$ s
Status display	Yellow LED
Type of protection	Surge protection
Auxiliary voltage TTL input	5 V DC $\pm$ 20%
Auxiliary current TTL input	55 mA
Transmission frequency	500 Hz
Name	Control input TTL
Auxiliary voltage TTL input	5 V DC
Auxiliary current TTL input	Approx. 55 mA

#### Output data

Output nominal voltage	60 V DC
Output nominal voltage range	12 V DC ... 60 V DC
Limiting continuous current	3 A (see derating curve)
Peak offstate voltage	60 V DC (Collector-emitter reverse voltage)
Voltage drop at max. limiting continuous current	1.2 V
Output circuit	2-wire, floating
Type of protection	Protection against polarity reversal
	Surge protection
Protective circuit/component	Polarity protection diode

#### Connection data

Type of connection	Screw connection
Stripping length	8 mm
Screw thread	M3
Conductor cross section solid min.	0.2 mm <sup>2</sup>
Conductor cross section solid max.	4 mm <sup>2</sup>
Conductor cross section stranded min.	0.2 mm <sup>2</sup>
Conductor cross section stranded max.	2.5 mm <sup>2</sup>
Conductor cross section AWG/kcmil min.	24
Conductor cross section AWG/kcmil max	12

#### General data

Width	17.5 mm
Height	75 mm

Depth	102 mm
Test voltage input/output	3.5 kV AC
Ambient temperature (operation)	-20 °C ... 60 °C
Ambient temperature (storage/transport)	-20 °C ... 70 °C
Mounting position	Horizontal
Assembly instructions	In rows with zero spacing
Operating mode	100% operating factor
Degree of protection	IP20
Inflammability class in acc. with UL 94 (housing)	V0
Standards/regulations	DIN VDE 0110

**Certificates / Approvals**

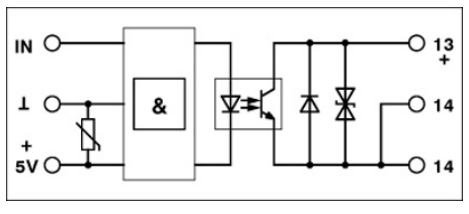
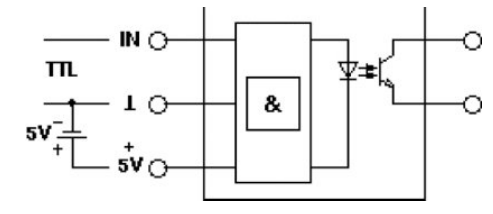


Certification

GOST

**Diagrams/Drawings**

Circuit diagram



**Address**

PHOENIX CONTACT Deutschland GmbH  
Flachmarktstr. 8  
32825 Blomberg, Germany  
Phone +49 5235 3 12000  
Fax +49 5235 3 41200  
<http://www.phoenixcontact.de>



© 2011 Phoenix Contact  
Technical modifications reserved;