



Main

| | |
|---------------------------------------|--|
| Range of product | OsiSense XG |
| Accessory / separate part type | Field expander |
| Product specific application | Universal |
| Product compatibility | XGCS4901201 + XGHB440245 XGCS4901201 + XGHB90E340 XGCS4901201 + XGHB320246 XGCS4901201 + XGHB221346 XGCS4901201 + XGHB320345 XGCS4901201 + XGHB520246 |
| Accessory / separate part destination | Station with associated label |
| [Sn] nominal sensing distance | 26...150 mm |

Complementary

| | |
|---------------------|-------------------|
| Accessory dimension | 250 x 250 x 10 mm |
|---------------------|-------------------|

Packing Units

| | |
|------------------------------|-----------|
| Unit Type of Package 1 | PCE |
| Number of Units in Package 1 | 1 |
| Package 1 Weight | 517 g |
| Package 1 Height | 9 cm |
| Package 1 width | 29.7 cm |
| Package 1 Length | 30 cm |
| Unit Type of Package 2 | S04 |
| Number of Units in Package 2 | 6 |
| Package 2 Weight | 3.974 kg |
| Package 2 Height | 30 cm |
| Package 2 width | 40 cm |
| Package 2 Length | 60 cm |
| Unit Type of Package 3 | S06 |
| Number of Units in Package 3 | 12 |
| Package 3 Weight | 19.204 kg |
| Package 3 Height | 73.5 cm |
| Package 3 width | 60 cm |
| Package 3 Length | 80 cm |

Offer Sustainability

| | |
|----------------------------|--|
| Sustainable offer status | Green Premium product |
| REACH Regulation | REACH Declaration |
| EU RoHS Directive | Pro-active compliance (Product out of EU RoHS legal scope) EU RoHS Declaration |
| Mercury free | Yes |
| RoHS exemption information | Yes |

Environmental Disclosure

 [Product Environmental Profile](#)

Circularity Profile

 [End of Life Information](#)

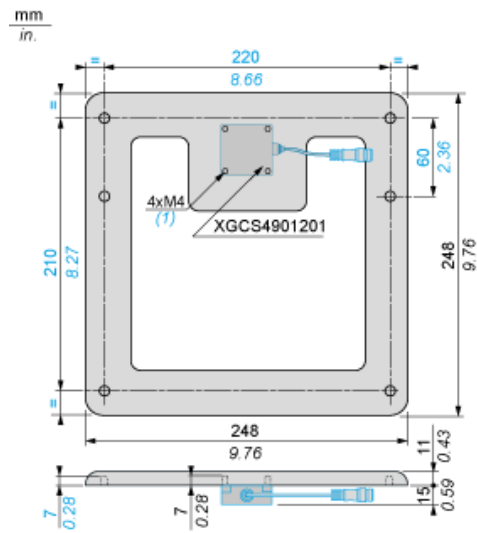
Contractual warranty

Warranty

18 months

Dimensions

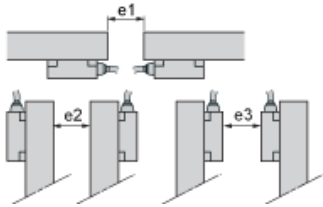
Field Expanders



(1) 4 x M4 screws

Minimum Mounting Distances

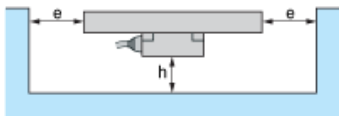
Distance Between Field Expanders



| Tag | e1 | e2 | e3 |
|------------|-----|------|------|
| XGHB90E340 | 570 | 890 | 960 |
| XGHB520246 | | | |
| XGHB320345 | 720 | 1275 | 1200 |

Minimum Mounting Distances in a Metal Structure

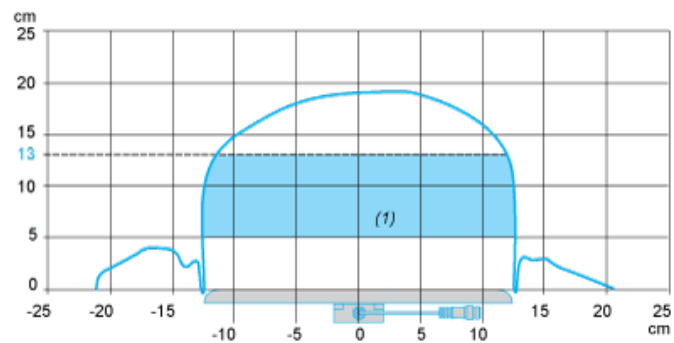
Distance Between Field Expanders



| Field expanders | |
|-----------------|--------|
| e (mm) | h (mm) |
| 0 | 75 |

Curves

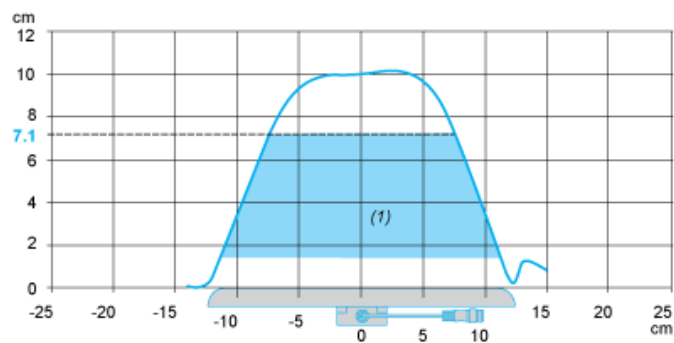
Dialogue Zones for Field Expanders



(1) Recommended working zone.

Curves

Dialogue Zones for Field Expanders



(1) Recommended working zone.