

LED NUMERIC DISPLAY, 1 DIGIT
BL-S150X-11XX
Features:

- 38.10mm (1.5") Single digit numeric display series, BI-COLOR TYPE
- Low current operation.
- Excellent character appearance.
- Easy mounting on P.C. Boards or sockets.
- I.C. Compatible.
- ROHS Compliance.


Electrical-optical characteristics: (Ta=25°C) (Test Condition: IF=20mA)

| Part No | | Chip | | | VF Unit:V | | Iv TYP.(mcd) |
|------------------------|------------------------|---------------|-----------|------------------|-----------|------|-----------------|
| Common Cathode | Common Anode | Emitted Color | Material | λ_p (nm) | Typ | Max | |
| BL-S150A-11SG-XX | BL-S150B-11SG-XX | Super Red | AlGaInP | 660 | 2.10 | 2.50 | 80 |
| | | Green | GaP/GaP | 570 | 2.20 | 2.50 | 92 |
| BL-S150A-11EG-XX | BL-S150B-11EG-XX | Orange | GaAsP/GaP | 635 | 2.10 | 2.50 | 92 |
| | | Green | GaP/GaP | 570 | 2.20 | 2.50 | 92 |
| BL-S150A-11DUG-X X | BL-S150B-11DUG-X X | Ultra Red | AlGaInP | 660 | 2.10 | 2.50 | 120 |
| | | Ultra Green | AlGaInP | 574 | 2.20 | 2.50 | 120 |
| BL-S150A-11UEUG- XX | BL-S150B-11UEUG- XX | Ultra Orange | AlGaInP | 630 | 2.10 | 2.50 | 95 |
| | | Ultra Green | AlGaInP | 574 | 2.20 | 2.50 | 120 |

-XX: Surface / Lens color:

| Number | 0 | 1 | 2 | 3 | 4 | 5 |
|--------------------------|-------------|----------------|--------------|----------------|-----------------|---|
| Ref Surface Color | White | Black | Gray | Red | Green | |
| Epoxy Color | Water clear | White diffused | Red Diffused | Green Diffused | Yellow Diffused | |

Absolute maximum ratings (Ta=25°C)

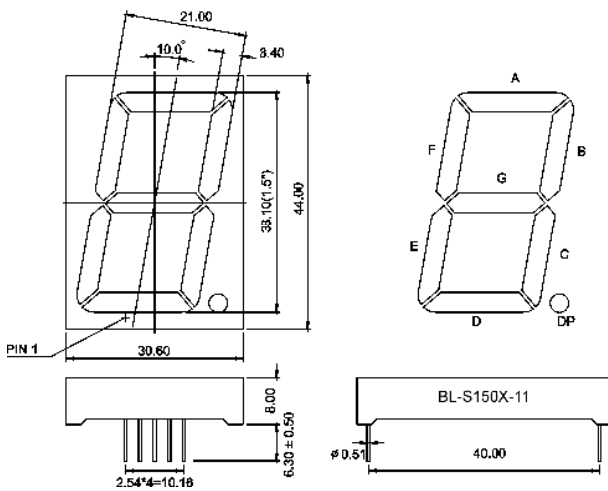
| Parameter | S | G | E | D | UG | UE | | U nit |
|--|---|-----|-----|-----|-----|-----|--|----------|
| Forward Current I_F | 30 | 30 | 30 | 30 | 30 | 30 | | mA |
| Power Dissipation P_d | 75 | 80 | 80 | 75 | 75 | 65 | | mW |
| Reverse Voltage V_R | 5 | 5 | 5 | 5 | 5 | 5 | | V |
| Peak Forward Current I_{PF} (Duty 1/10 @1KHZ) | 150 | 150 | 150 | 150 | 150 | 150 | | mA |
| Operation Temperature T_{OPR} | -40 to +80 | | | | | | | °C |
| Storage Temperature T_{STG} | -40 to +85 | | | | | | | °C |
| Lead Soldering Temperature T_{SOL} | Max.260±5°C for 3 sec Max. (1.6mm from the base of the epoxy bulb) | | | | | | | °C |

LED NUMERIC DISPLAY, 1 DIGIT

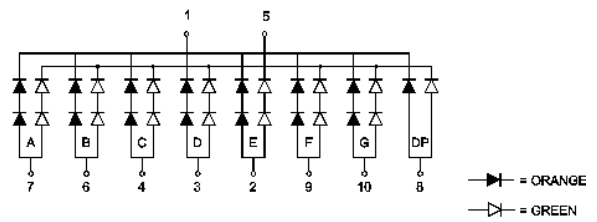
BL-S150X-11XX

■ Package configuration & Internal circuit diagram

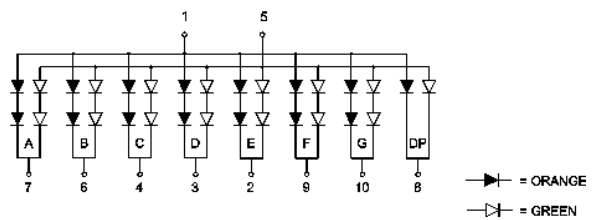
BL-S150X-11 Series



BL-S150A-11xx



BL-S150B-11xx



Notes:

1. All dimensions are in millimeters (inches)
2. Tolerance is $\pm 0.25(0.01)$ unless otherwise noted.
3. Specifications are subject to change without notice.

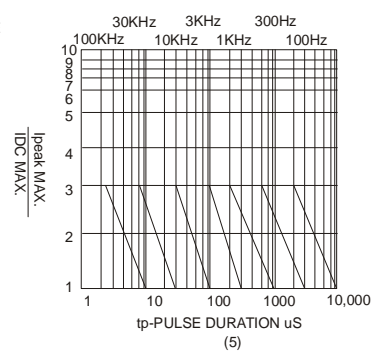
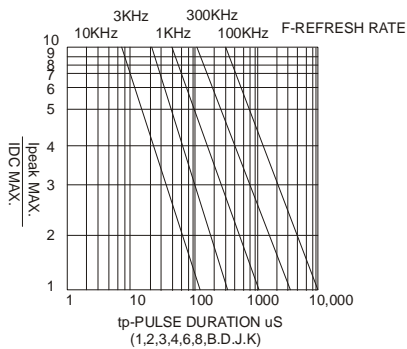
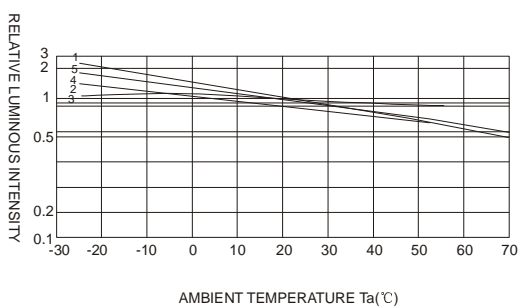
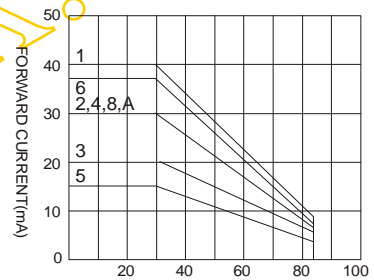
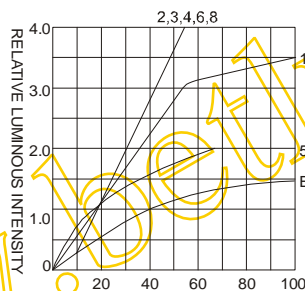
LED NUMERIC DISPLAY, 1 DIGIT

BL-S150X-11XX

Typical electrical-optical characteristics curves:



- | | |
|---|--------------------------------------|
| (1) - GaAsP/GaAs 655nm/Red | (9) - GaAlAs 880nm |
| (2) - GaP 570nm/Yellow Green | (10) - GaAs/GaAs & GaAlAs/GaAs 940nm |
| (3) - GaAsP/GaP 585nm/Yellow | (A) - GaN/SiC 430nm/Blue |
| (4) - GaAsP/GaP 635nm/Orange & Hi-Eff Red | (B) - InGaN/SiC 470nm/Blue |
| (5) - GaP 700nm/Bright Red | (C) - InGaN/SiC 505nm/Ultra Green |
| (6) - GaAlAs/GaAs 660nm/Super Red | (D) - InGaN/SiC 525nm/Ultra Green |
| (8) - GaAsP/GaP 610nm/Super Red | |



NOTE:25°C free air temperature unless otherwise specified