

Combination type 1/2 protective device - FLT-SEC-P-T1-1S-350/25-FM - 2905415

Please be informed that the data shown in this PDF Document is generated from our Online Catalog. Please find the complete data in the user's documentation. Our General Terms of Use for Downloads are valid (<http://phoenixcontact.com/download>)




Plug-in lightning current arrester, in accordance with Type 1/Class I, for 1-phase power supply networks with separate N and PE (L1, PE, N).

Why buy this product

- Spark gap has no line follow current
- Free of leakage current, suitable for use in the pre-meter area
- High continuous voltage of 350 V AC for 230/400 V AC networks with high voltage fluctuations
- Pluggable
- Low voltage protection level of 1.5 kV
- Optical, mechanical status indicator
- With floating remote indication contact
- Plugs can be checked with CHECKMASTER 2



Key Commercial Data

| | |
|--------------|---|
| Packing unit | 1 STK |
| GTIN |  4 055626 045887 |
| GTIN | 4055626045887 |

Technical data

Dimensions

| | |
|------------------|---------|
| Height | 95.2 mm |
| Width | 71.2 mm |
| Depth | 74.5 mm |
| Horizontal pitch | 4 Div. |

Ambient conditions

| | |
|----------------------|---|
| Degree of protection | IP20 (only when all terminal points are used) |
|----------------------|---|

Combination type 1/2 protective device - FLT-SEC-P-T1-1S-350/25-FM - 2905415

Technical data

Ambient conditions

| | |
|---|---|
| Ambient temperature (operation) | -40 °C ... 80 °C |
| Ambient temperature (storage/transport) | -40 °C ... 80 °C |
| Altitude | ≤ 2000 m (amsl (above mean sea level)) |
| Permissible humidity (operation) | 5 % ... 95 % |
| Shock (operation) | 30g (Half-sine / 11 ms / 3x ±X, ±Y, ±Z) |
| Vibration (operation) | 5g (5 - 500 Hz/2.5 h/X, Y, Z) |

General

| | |
|--|---|
| IEC test classification | I / II |
| | T1 / T2 |
| | T1 |
| | I |
| EN type | T1 / T2 |
| | T1 |
| IEC power supply system | TN-S |
| | TT |
| Mode of protection | L-N |
| | L-PE |
| | N-PE |
| Mounting type | DIN rail: 35 mm |
| Color | light grey RAL 7035 |
| | traffic grey A RAL 7042 |
| Housing material | PA 6.6-FR 20% GF |
| | PBT-FR |
| Degree of pollution | 2 |
| Flammability rating according to UL 94 | V-0 |
| Type | DIN rail module, two-section, divisible |
| Number of positions | 2 |
| Surge protection fault message | Optical, remote indicator contact |

Protective circuit

| | |
|--|-----------------|
| Nominal voltage U_N | 240 V AC (TN-S) |
| | 240 V AC (TT) |
| Nominal frequency f_N | 50 Hz (60 Hz) |
| Maximum continuous voltage U_C | 350 V AC |
| Rated load current I_L | 125 A (< 55 °C) |
| Residual current I_{PE} | ≤ 0.01 mA |
| Nominal discharge current I_n (8/20) μs (L-N) | 25 kA |
| Nominal discharge current I_n (8/20) μs (L-PE) | 25 kA |
| Nominal discharge current I_n (8/20) μs (N-PE) | 100 kA |

Combination type 1/2 protective device - FLT-SEC-P-T1-1S-350/25-FM - 2905415

Technical data

Protective circuit

| | |
|---|--|
| Maximum discharge current I_{max} (8/20) μ s (L-N) | 50 kA |
| Maximum discharge current I_{max} (8/20) μ s (L-PE) | 50 kA |
| Impulse discharge current (10/350) μ s (L-N), charge | 12.5 As |
| Impulse discharge current (10/350) μ s (L-N), specific energy | 160 kJ/ Ω |
| Impulse discharge current (10/350) μ s (L-N), peak current value I_{imp} | 25 kA |
| Impulse discharge current (10/350) μ s (L-PE), charge | 12.5 As |
| Impulse discharge current (10/350) μ s (L-PE), specific energy | 160 kJ/ Ω |
| Impulse discharge current (10/350) μ s (L-PE), peak current value I_{imp} | 25 kA |
| Impulse discharge current (10/350) μ s (N-PE), charge | 50 As |
| Impulse discharge current (10/350) μ s (N-PE), specific energy | 2500 kJ/ Ω |
| Impulse discharge current (10/350) μ s (N-PE), peak current value I_{imp} | 100 kA |
| Total discharge current I_{total} (10/350) μ s | 50 kA |
| Follow current interrupt rating I_{fi} (L-N) | 50 kA |
| Follow current interrupt rating I_{fi} (N-PE) | 100 A |
| Short-circuit current rating I_{SCCR} | 50 kA |
| Voltage protection level U_p (L-N) | ≤ 1.5 kV |
| Voltage protection level U_p (L-PE) | ≤ 2.5 kV |
| Voltage protection level U_p (N-PE) | ≤ 1.5 kV |
| Residual voltage U_{res} (L-N) | ≤ 1.5 kV (at I_n) |
| Residual voltage U_{res} (L-PE) | ≤ 2.5 kV (at I_n) |
| Residual voltage U_{res} (N-PE) | ≤ 1.5 kV (at I_n) |
| TOV behavior at U_T (L-N) | 415 V AC (5 s / withstand mode) 457 V AC (120 min / withstand mode) |
| TOV behavior at U_T (N-PE) | 1200 V AC (200 ms / withstand mode) |
| Response time t_A | ≤ 100 ns |
| Max. backup fuse with V-type through wiring | 125 A (gG) |
| Max. backup fuse with branch wiring | 315 A (gG) |

Additional technical data

| | |
|--|-------------------|
| Follow current quenching capacity I_{fi} (L-N) | 100 kA (264 V AC) |
| Short-circuit current rating I_{SCCR} | 100 kA (264 V AC) |

Indicator/remote signaling

| | |
|--------------------|--|
| Switching function | PDT contact |
| Operating voltage | 12 V AC ... 250 V AC 125 V DC (200 mA DC) |
| Operating current | 10 mA AC ... 1 A AC 1 A DC (30 V DC) |
| Connection method | Plug-in/screw connection via COMBICON |

Combination type 1/2 protective device - FLT-SEC-P-T1-1S-350/25-FM - 2905415

Technical data

Indicator/remote signaling

| | |
|----------------------------------|--|
| Screw thread | M2 |
| Tightening torque | 0.25 Nm |
| Stripping length | 7 mm |
| Conductor cross section flexible | 0.14 mm ² ... 1.5 mm ² |
| Conductor cross section solid | 0.14 mm ² ... 1.5 mm ² |
| Conductor cross section AWG | 28 ... 16 |

Connection data

| | |
|----------------------------------|--|
| Connection method | Screw terminal blocks |
| Screw thread | M5 |
| Tightening torque | 4.5 Nm |
| Stripping length | 18 mm |
| Conductor cross section flexible | 2.5 mm ² ... 35 mm ² |
| Conductor cross section solid | 2.5 mm ² ... 35 mm ² |
| Conductor cross section AWG | 13 ... 2 |
| Connection method | Fork-type cable lug |
| Conductor cross section flexible | 1.5 mm ² ... 16 mm ² |

UL specifications

| | |
|---|----------|
| SPD Type | 4CA |
| Maximum continuous operating voltage MCOV (L-N) | 264 V AC |
| Maximum continuous operating voltage MCOV (L-G) | 528 V AC |
| Maximum continuous operating voltage MCOV (N-G) | 264 V AC |
| Nom. voltage | 240 V AC |
| Mode of protection | L-N |
| | L-G |
| | N-G |
| Power distribution system | 1S |
| Nominal frequency | 50/60 Hz |
| Measured limiting voltage MLV (L-N) | 1350 V |
| Measured limiting voltage MLV (L-G) | 1570 V |
| Measured limiting voltage MLV (N-G) | 1080 V |
| Nominal discharge current I _n (L-N) | 20 kA |
| Nominal discharge current I _n (L-G) | 20 kA |
| Nominal discharge current I _n (N-G) | 20 kA |

UL indicator/remote signaling

| | |
|-----------------------------|------------------------|
| Operating voltage | 125 V AC |
| Operating current | 1 A AC |
| Tightening torque | 4 lb _f -in. |
| Conductor cross section AWG | 30 ... 14 |

Combination type 1/2 protective device - FLT-SEC-P-T1-1S-350/25-FM - 2905415

Technical data

UL connection data

| | |
|-----------------------------|-------------------------|
| Conductor cross section AWG | 12 ... 2 |
| Tightening torque | 40 lb _F -in. |

Standards and Regulations

| | |
|-----------------------|-------------------|
| Standards/regulations | IEC 61643-11 2011 |
| | EN 61643-11 2012 |

Environmental Product Compliance

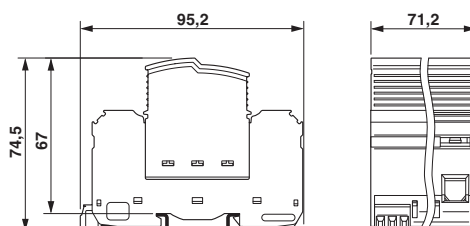
| | |
|------------|---|
| REACH SVHC | Lead 7439-92-1 |
| China RoHS | Environmentally Friendly Use Period = 50 |
| | For details about hazardous substances go to tab "Downloads", Category "Manufacturer's declaration" |

Drawings

Pictogram



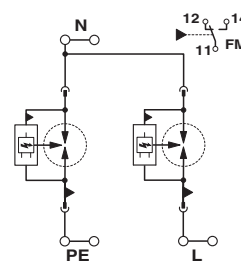
Dimensional drawing



Product drawing



Circuit diagram



Approvals

Approvals

Combination type 1/2 protective device - FLT-SEC-P-T1-1S-350/25-FM - 2905415

Approvals

Approvals

UL Recognized / KEMA-KEUR / cUL Recognized / CCA / IECCEB Scheme / GL / EAC / cULus Recognized

Ex Approvals

Approval details

| | | | |
|------------------|--|---|---------------------|
| UL Recognized | | http://database.ul.com/cgi-bin/XYV/template/LISEXT/1FRAME/index.htm | FILE E 330181 |
| KEMA-KEUR | | http://www.dekra-certification.com | 71-100613 |
| cUL Recognized | | http://database.ul.com/cgi-bin/XYV/template/LISEXT/1FRAME/index.htm | FILE E 330181 |
| CCA | | | NTR-NL 7349 |
| IECEE CB Scheme | | http://www.iecee.org/ | NL-34358 |
| GL | | http://exchange.dnv.com/tari/ | 13946-15 HH |
| EAC | | | RU C-DE.A*30.B01561 |
| cULus Recognized | | http://database.ul.com/cgi-bin/XYV/template/LISEXT/1FRAME/index.htm | |

Phoenix Contact 2018 © - all rights reserved
<http://www.phoenixcontact.com>

PHOENIX CONTACT GmbH & Co. KG
Flachsmarktstr. 8
32825 Blomberg
Germany
Tel. +49 5235 300
Fax +49 5235 3 41200
<http://www.phoenixcontact.com>