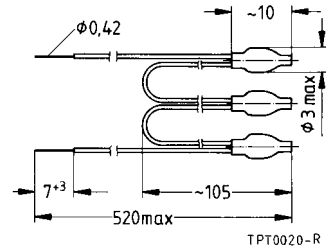


Applications

- Thermal protection of winding in electric motors
- Limit temperature monitoring

Features

- Thermistor pellets with insulating encapsulation in series connection (triple sensor)
- Low-resistance type
- Silver-plated and Teflon-insulated AWG 26 litz wires
- Characteristics for nominal threshold temperatures of 90 up to 160 °C conform with DIN 44082
- Color coding of litz wires to DIN 44082, connecting wires in yellow



Dimensions in mm

Delivery mode

- Bulk

General technical data

Max. operating voltage	$(T_A = 0 \dots 40 \text{ }^\circ\text{C})$	V_{max}	30	VDC
Max. measuring voltage	$(T_A - 25 \text{ K} \dots T_{NTT} + 23 \text{ K})$	$V_{meas,max}$	7,5	VDC
Rated resistance	$(V_{PTC} \leq 2,5 \text{ V})$	R_N	≤ 300	Ω
Insulation test voltage		V_{ins}	2,5	kV AC
Thermal threshold time		t_a	< 3	s
Operating temperature range	$(V \leq V_{meas,max})$ $(V = V_{max})$	T_{op}	$-25/ T_{NTT} + 23$ $0/+ 40$	$^\circ\text{C}$ $^\circ\text{C}$

Electrical specifications and ordering codes

$T_{NTT} \pm \Delta T$ $^\circ\text{C}$	$R(T_{NTT} - \Delta T)$ $(V_{PTC} \leq 2,5 \text{ V})$ Ω	$R(T_{NTT} + \Delta T)$ $(V_{PTC} \leq 2,5 \text{ V})$ Ω	$R(T_{NTT} + 15 \text{ K})$ $(V_{PTC} \leq 7,5 \text{ V})$ Ω	$R(T_{NTT} + 23 \text{ K})$ $(V_{PTC} \leq 2,5 \text{ V})$ Ω	Ordering code
60 ± 5	≤ 1710	≥ 1710	—	$\geq 30 \text{ k}$	B59300M1060A070
70 ± 5	≤ 1710	≥ 1710	—	$\geq 30 \text{ k}$	B59300M1070A070
80 ± 5	≤ 1710	≥ 1710	—	$\geq 30 \text{ k}$	B59300M1080A070
90 ± 5	≤ 1650	≥ 3990	$\geq 12 \text{ k}$	—	B59300M1090A070
100 ± 5	≤ 1650	≥ 3990	$\geq 12 \text{ k}$	—	B59300M1100A070
110 ± 5	≤ 1650	≥ 3990	$\geq 12 \text{ k}$	—	B59300M1110A070
120 ± 5	≤ 1650	≥ 3990	$\geq 12 \text{ k}$	—	B59300M1120A070
130 ± 5	≤ 1650	≥ 3990	$\geq 12 \text{ k}$	—	B59300M1130A070
140 ± 5	≤ 1650	≥ 3990	$\geq 12 \text{ k}$	—	B59300M1140A070
145 ± 5	≤ 1650	≥ 3990	$\geq 12 \text{ k}$	—	B59300M1145A070
150 ± 5	≤ 1650	≥ 3990	$\geq 12 \text{ k}$	—	B59300M1150A070
155 ± 5	≤ 1650	≥ 3990	$\geq 12 \text{ k}$	—	B59300M1155A070
160 ± 5	≤ 1650	≥ 3990	$\geq 12 \text{ k}$	—	B59300M1160A070

Electrical specifications and ordering codes

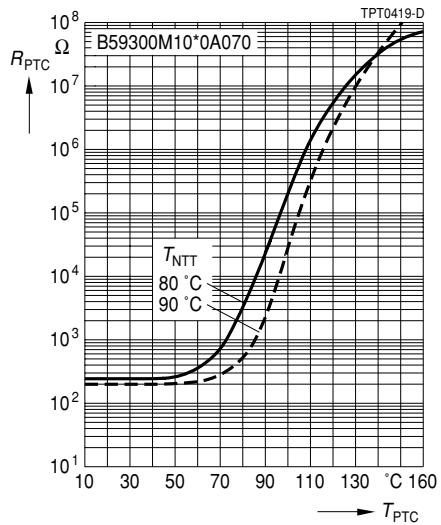
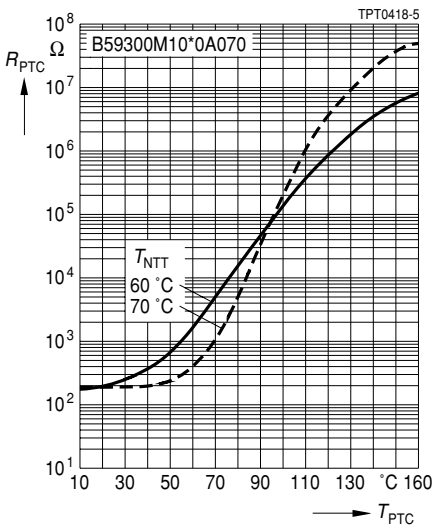
$T_{NTT} \pm \Delta T$ °C	$R(T_{NTT} - \Delta T)$ ($V_{PTC} \leq 2,5 V$) Ω	$R(T_{NTT} + \Delta T)$ ($V_{PTC} \leq 2,5 V$) Ω	$R(T_{NTT} + 15 K)$ ($V_{PTC} \leq 7,5 V$) Ω	$R(T_{NTT} + 23 K)$ ($V_{PTC} \leq 2,5 V$) Ω	Ordering code
170 ± 7	≤ 1710	≥ 1710	—	≥ 30 k	B59300M1170A070
180 ± 7	≤ 1710	≥ 1710	—	≥ 30 k	B59300M1180A070
190 ± 7	≤ 1710	≥ 1710	—	≥ 30 k	B59300M1190A070

Color coding of litz wires (to DIN 44082)

T_{NTT}	°C	Color	T_{NTT}	°C	Color	T_{NTT}	°C	Color
	60	white/grey		120	grey/grey		160	blue/red
	70	white/brown		130	blue/blue		170	white/green
	80	white/white		140	white/blue		180	white/red
	90	green/green		145	white/black		190	black/grey
	100	red/red		150	black/black			
	110	brown/brown		155	blue/black			

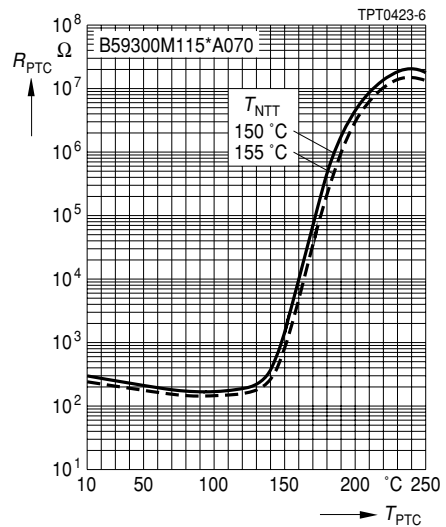
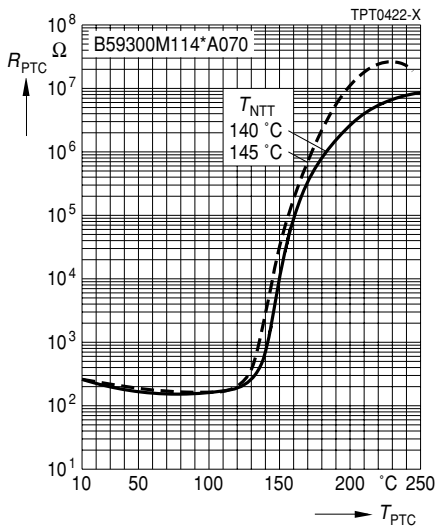
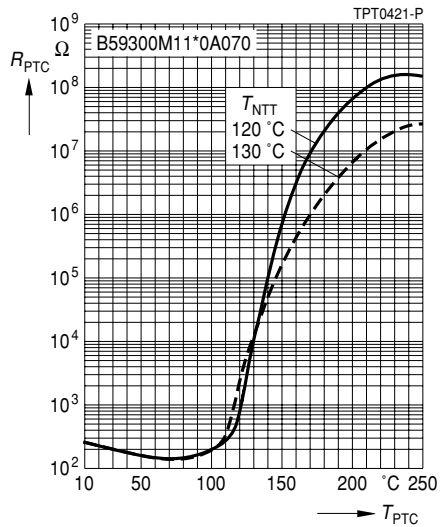
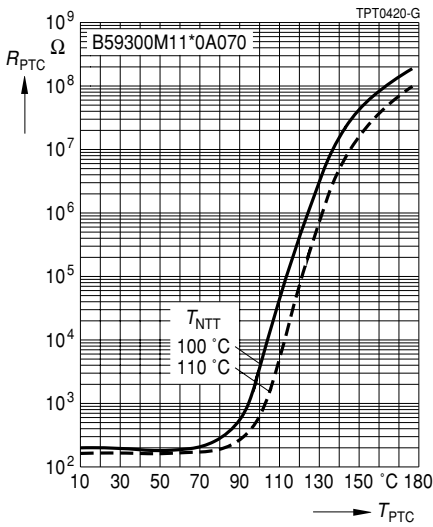
Characteristics (typical)

PTC resistance R_{PTC} versus PTC temperature T_{PTC}
(measured at low signal voltage)



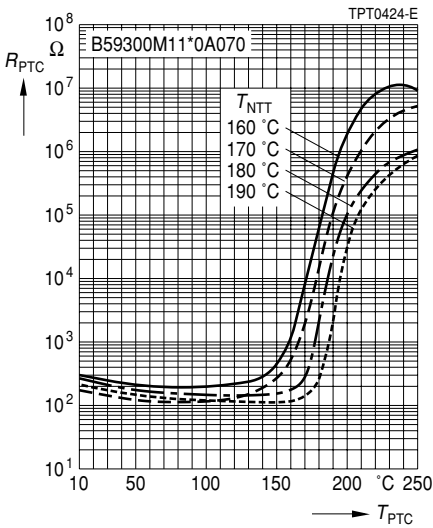
Characteristics (typical)

PTC resistance R_{PTC} versus PTC temperature T_{PTC}
(measured at low signal voltage)



Characteristics (typical)

PTC resistance R_{PTC} versus PTC temperature T_{PTC}
 (measured at low signal voltage)



Herausgegeben von EPCOS AG

Unternehmenskommunikation, Postfach 80 17 09, 81617 München, DEUTSCHLAND

☎ ++49 89 636 09, FAX (0 89) 636-2 26 89

© EPCOS AG 2002. Vervielfältigung, Veröffentlichung, Verbreitung und Verwertung dieser Broschüre und ihres Inhalts ohne ausdrückliche Genehmigung der EPCOS AG nicht gestattet.

Bestellungen unterliegen den vom ZVEI empfohlenen Allgemeinen Lieferbedingungen für Erzeugnisse und Leistungen der Elektroindustrie, soweit nichts anderes vereinbart wird.

Diese Broschüre ersetzt die vorige Ausgabe.

Fragen über Technik, Preise und Liefermöglichkeiten richten Sie bitte an den Ihnen nächstgelegenen Vertrieb der EPCOS AG oder an unsere Vertriebsgesellschaften im Ausland. Bauelemente können aufgrund technischer Erfordernisse Gefahrstoffe enthalten. Auskünfte darüber bitten wir unter Angabe des betreffenden Typs ebenfalls über die zuständige Vertriebsgesellschaft einzuholen.

Published by EPCOS AG

Corporate Communications, P.O. Box 80 17 09, 81617 Munich, GERMANY

☎ ++49 89 636 09, FAX (0 89) 636-2 26 89

© EPCOS AG 2002. Reproduction, publication and dissemination of this brochure and the information contained therein without EPCOS' prior express consent is prohibited.

Purchase orders are subject to the General Conditions for the Supply of Products and Services of the Electrical and Electronics Industry recommended by the ZVEI (German Electrical and Electronic Manufacturers' Association), unless otherwise agreed.

This brochure replaces the previous edition.

For questions on technology, prices and delivery please contact the Sales Offices of EPCOS AG or the international Representatives.

Due to technical requirements components may contain dangerous substances. For information on the type in question please also contact one of our Sales Offices.