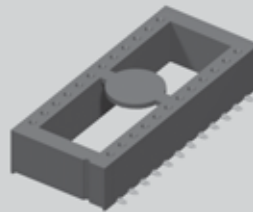





(2,54 mm) .100" (ICF)

(1,27 mm) .050" (PLCC)

ICF, PLCC SERIES



ICF-624-S-O



PLCC-068-F-A

SMT DIP & CHIP CARRIER SOCKETS

SPECIFICATIONS

For complete specifications and recommended PCB layouts see www.samtec.com?ICF

Insulator Material: Black LCP
FILE NO. E111594

Contact Material: BeCu
Plating: Au or Sn over 50µ" (1,27 µm) Ni

Current Rating: 1A per contact
Operating Temp Range: -55°C to +125°C

Contact Resistance: 10 mΩ

Insertion Depth: (2,54 mm) .100" to (3,81 mm) .150"

Insertion Force/Contact: 5 oz (1,39 N) average
Withdrawal Force/Contact: 4 oz (1,11 N) average

RoHS Compliant: Yes

Processing:

Lead-Free Solderable: Yes

SMT Lead Coplanarity: .006" (0,15 mm) max

ICF

TIGER EYE™ CONTACT

ROW SPACING & NO. OF CONTACTS

Specify from chart below

"-XXX"	Row Space	No. of Contacts
-308	.300 (7,62)	08
-314		14
-316		16
-318		18
-320		20
-324	.600 (15,24)	24
-328		28
-624		24
-628		28
-632		32
-640	40	

PLATING OPTION

-S
=30µ" (0,76 µm) Gold on contact, Matte Tin on tail

-T
= Matte Tin

TAIL OPTION

-I
=Tails In

-O
=Tails Out

OTHER OPTION

-TR
=Tape & Reel Packaging

Note: Some sizes, styles and options are non-standard, non-returnable.

SPECIFICATIONS

For complete specifications and recommended PCB layouts see www.samtec.com?PLCC

Insulator Material: Black Liquid Crystal Polymer
FILE NO. E111594

Contact Material: BeCu
Plating: Sn or Au over 50µ" (1,27 µm) Ni

Current Rating: 1A per contact
Operating Temp Range: -55°C to +105°C

Contact Resistance: 10 mΩ

RoHS Compliant: Yes

Processing:

Lead-Free Solderable: Yes

Lead Coplanarity: Less than 52 leads=.006" (0,15 mm) max; 52 leads and more=.008" (0,20 mm) max

Note: Some sizes, styles and options are non-standard, non-returnable.

PLCC

NO. OF CONTACTS

-020, -032, -044, -068

NO. OF PINS	A	B	C	D
-020	.600 (15,24)	.600 (15,24)	.370 (9,40)	.370 (9,40)
-032	.700 (17,78)	.800 (20,32)	.470 (11,94)	.570 (14,48)
-044	.900 (22,86)	.900 (22,86)	.670 (17,02)	.670 (17,02)
-068	1.200 (30,48)	1.200 (30,48)	.970 (24,64)	.970 (24,64)

PLATING OPTION

-F
=Gold flash on contact, Matte Tin on tail

-T
Matte Tin


ALIGNMENT PIN OPTION

-N
=No Alignment Pins

-A
=Alignment Pins

PACKAGE OPTION

-TR
=Tape & Reel Packaging



Due to technical progress, all designs, specifications and components are subject to change without notice.

WWW.SAMTEC.COM