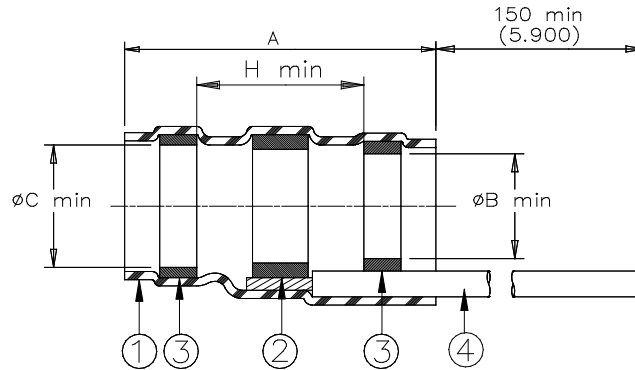


# CUSTOMER DRAWING



Product Name	Ident. Code	Product Dimensions				Cable Dimensions				
		A±1.75 (A±0.07)	øB min	øC min	H min	øE max	øF min	øG min	øD max	J±0.5 (J±0.02)
SO63-1-55-GA-CL	SO631R	16.5 (0.650)	1.90 (0.075)	2.65 (0.105)	8.25 (0.325)	2.65 (0.105)	0.90 (0.035)	0.50 (0.020)	1.90 (0.075)	7.5 (0.295)
SO63-2-55-GA-CL	SO632R	16.5 (0.650)	2.65 (0.105)	3.68 (0.145)	8.25 (0.325)	3.68 (0.145)	1.40 (0.055)	0.75 (0.030)	2.65 (0.105)	7.5 (0.295)
SO63-3-55-GA-CL	SO633R	16.5 (0.650)	4.30 (0.170)	5.08 (0.200)	8.25 (0.325)	5.08 (0.200)	2.15 (0.085)	1.25 (0.050)	4.30 (0.170)	7.5 (0.295)
SO63-4-55-GA-CL	SO634R	19.1 (0.750)	5.95 (0.235)	6.45 (0.255)	8.25 (0.325)	6.45 (0.255)	3.30 (0.130)	1.80 (0.070)	5.95 (0.235)	7.5 (0.295)
SO63-5-55-GA-CL	SO635R	19.1 (0.750)	7.00 (0.275)	7.6 (0.300)	8.25 (0.325)	7.6 (0.300)	4.30 (0.170)	2.50 (0.100)	7.00 (0.275)	7.5 (0.295)

\* Consult Raychem for individual product revision. Contains more than 1 part name.

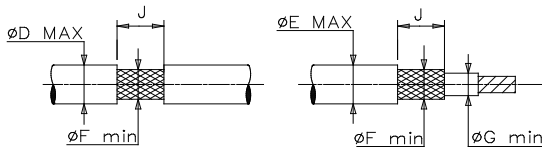
### MATERIALS

- INSULATION SLEEVE: Heat-shrinkable, transparent blue, radiation cross-linked modified polyvinylidene fluoride.
- SOLDER PREFORM WITH FLUX AND THERMAL INDICATOR:  
 SOLDER: TYPE Sn63 per ANSI-J-STD-006.  
 FLUX: TYPE ROL1 per ANSI-J-STD-004.  
 THERMAL INDICATOR: Fusible ring, melt point: 221°C.
- MELTABLE RING: Environment resistant thermoplastic. Color:blue.
- GROUND LEAD: MIL-W-22759/32-GA-CL. See part number guide for gauge and color information.

### APPLICATION

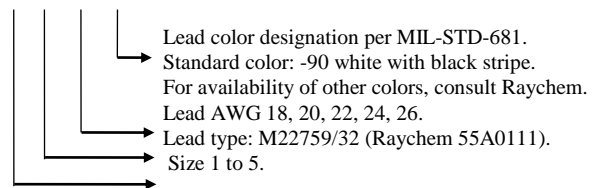
- These parts will provide a shield termination assembly which will meet the requirements of MIL-S-83519/2 when installed in accordance with Raychem RCPS-100-70 on cables rated for at least 125°C, meeting the dimensional criteria listed, having tin or silver plated shields. See M83519 or consult Raychem for compatible insulation material.
- Temperature rating: -55°C to +150°C.

For best results, prepare the cable as shown:



Parts shall be noted with identification code per table.  
 "G" is the minimum diameter on which the sleeve will seal.

Part Number Guide:  
 SO63-A-55-GA-CL



TE Connectivity, TE connectivity (logo), Raychem, and SolderSleeve are trademarks

<b>RAYCHEM</b>		<b>TITLE: SOLDER SLEEVE DEVICE WITH PRE-INSTALLED LEAD IMMERSION RESISTANT</b>		
UNLESS OTHERWISE SPECIFIED DIMENSIONS ARE IN MILLIMETERS. INCHES DIMENSIONS ARE BETWEEN BRACKETS.		DOCUMENT NO.: <b>SO63-A-55-GA-CL</b>		
TOLERANCES: 0.00 N/A 0.0 N/A 0 N/A	ANGLES: N/A  ROUGHNESS IN MICRON	TE Connectivity reserves the right to amend this drawing at any time. Users should evaluate the suitability of the product for their application.		Revision: <b>9</b>
DRAWN BY: <b>M. FORONDA</b>		CAGE CODE: <b>06090</b>	DATE: <b>16-Apr-11</b>	Issue Date: <b>March 2020</b>
		ECO: <b>ECO-20-004480</b>	SCALE: None	SIZE: A
			SHEET: 1 of 1	