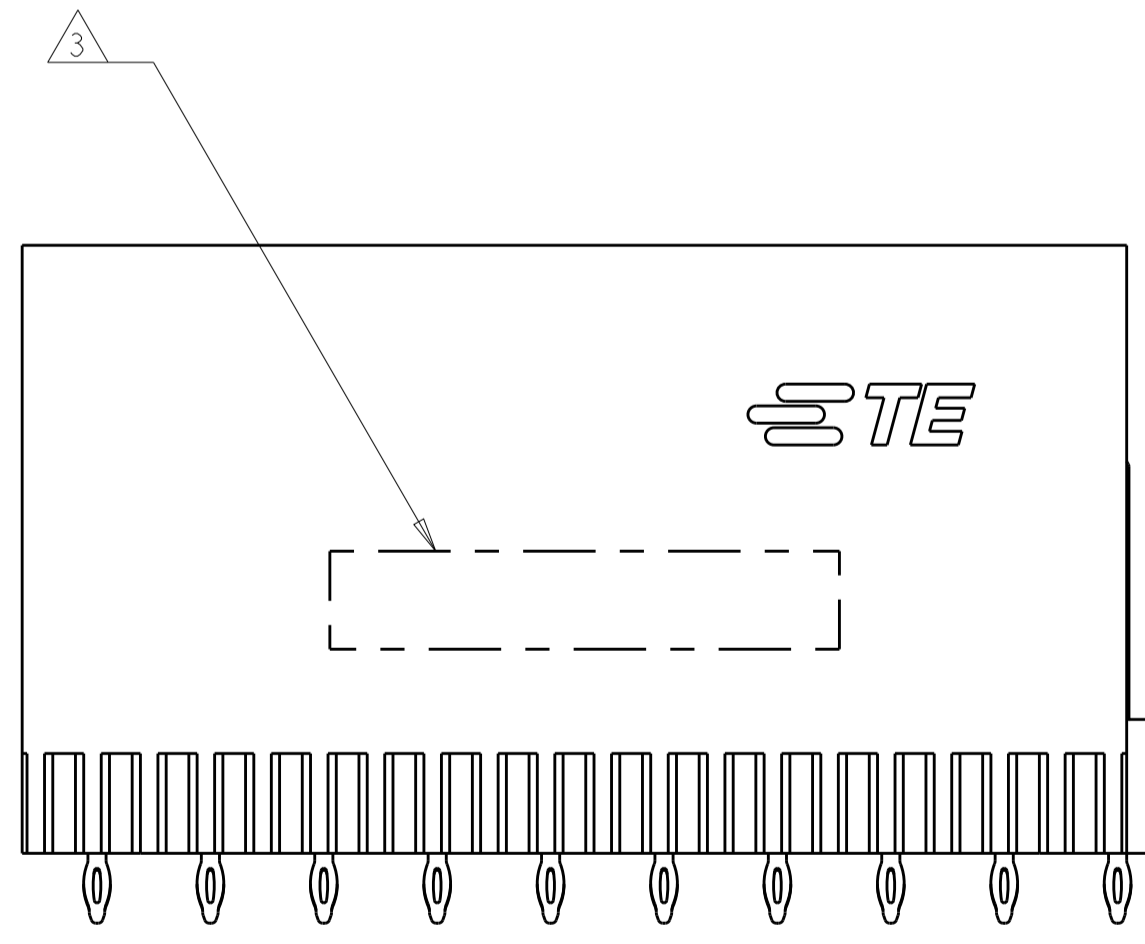
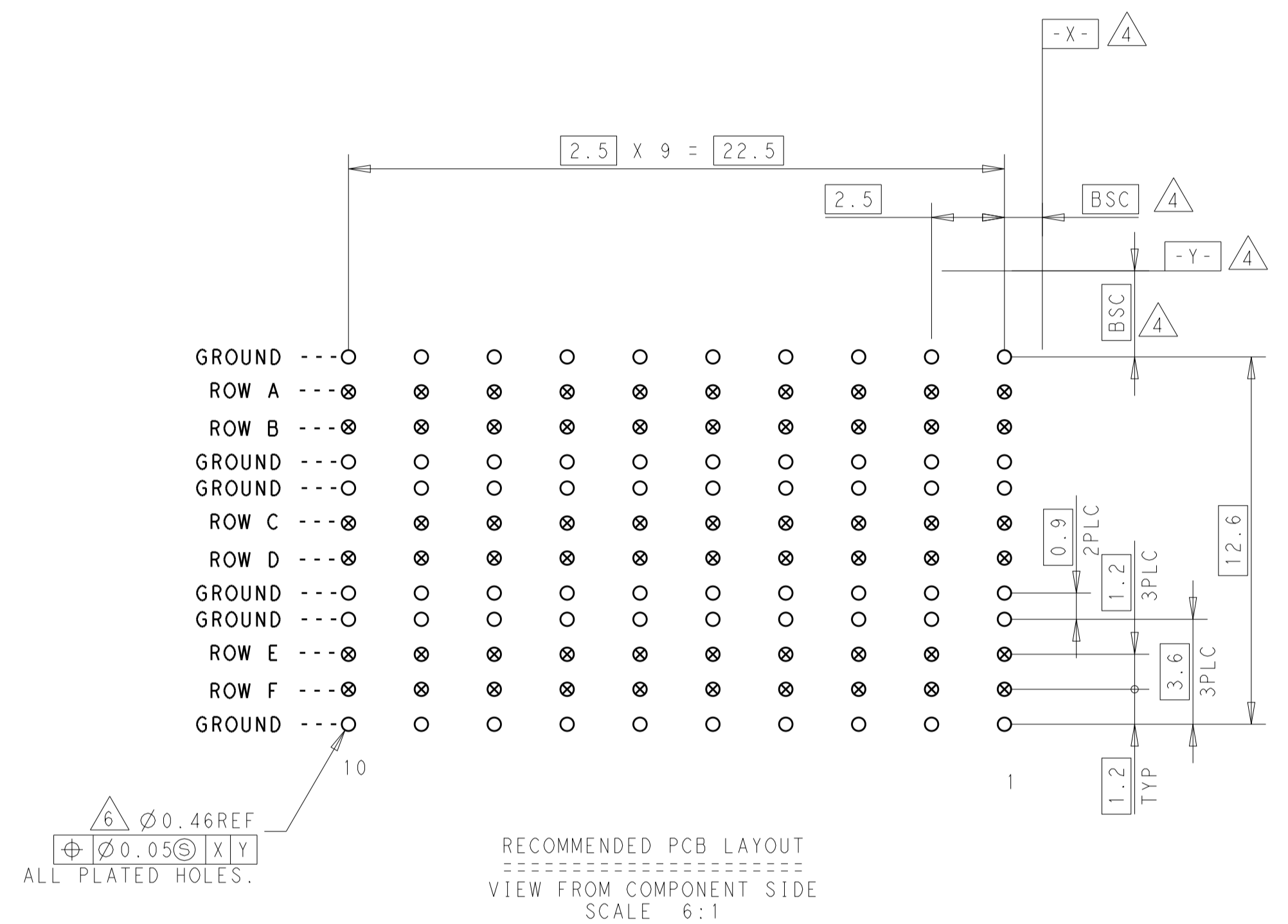
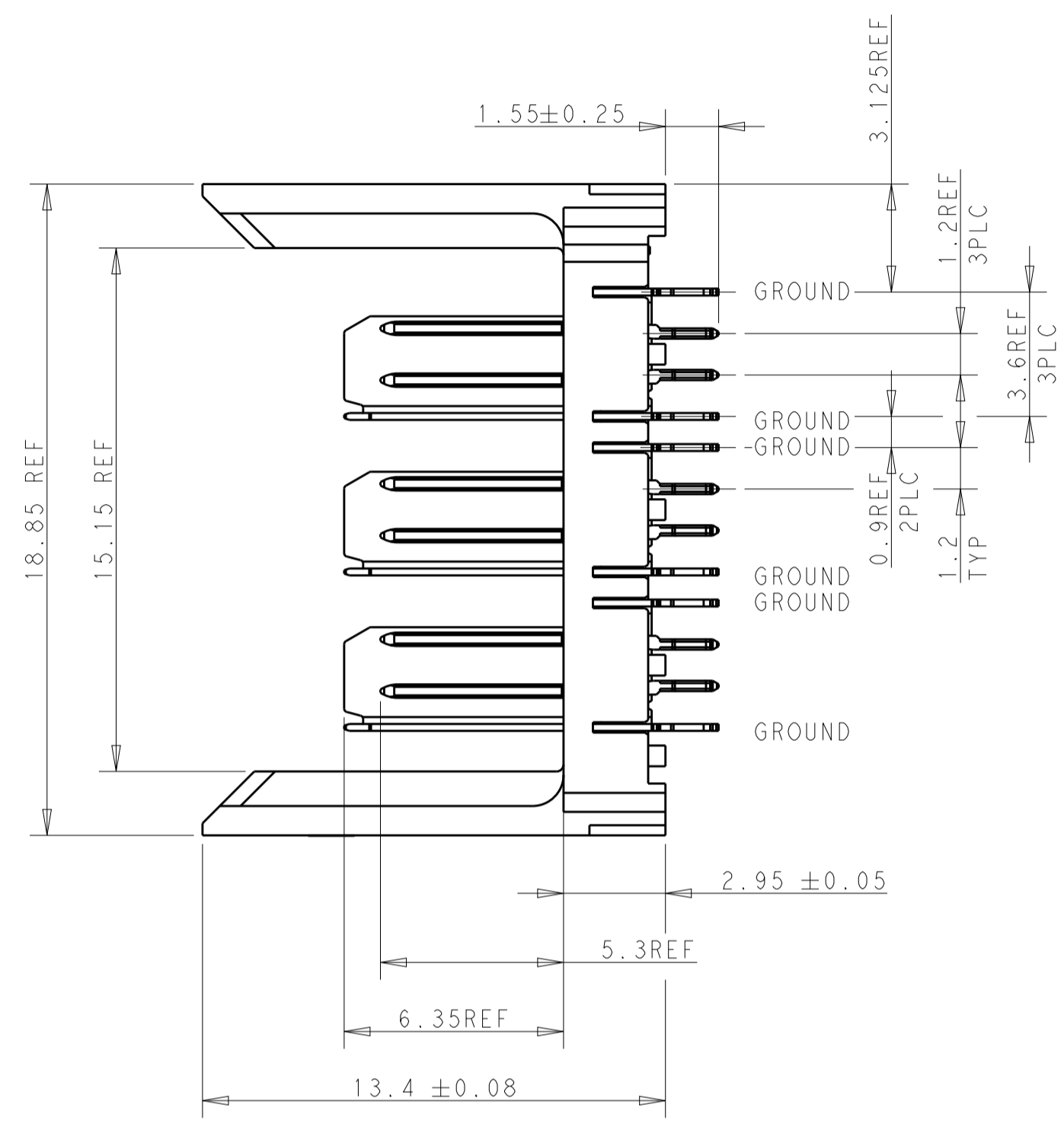
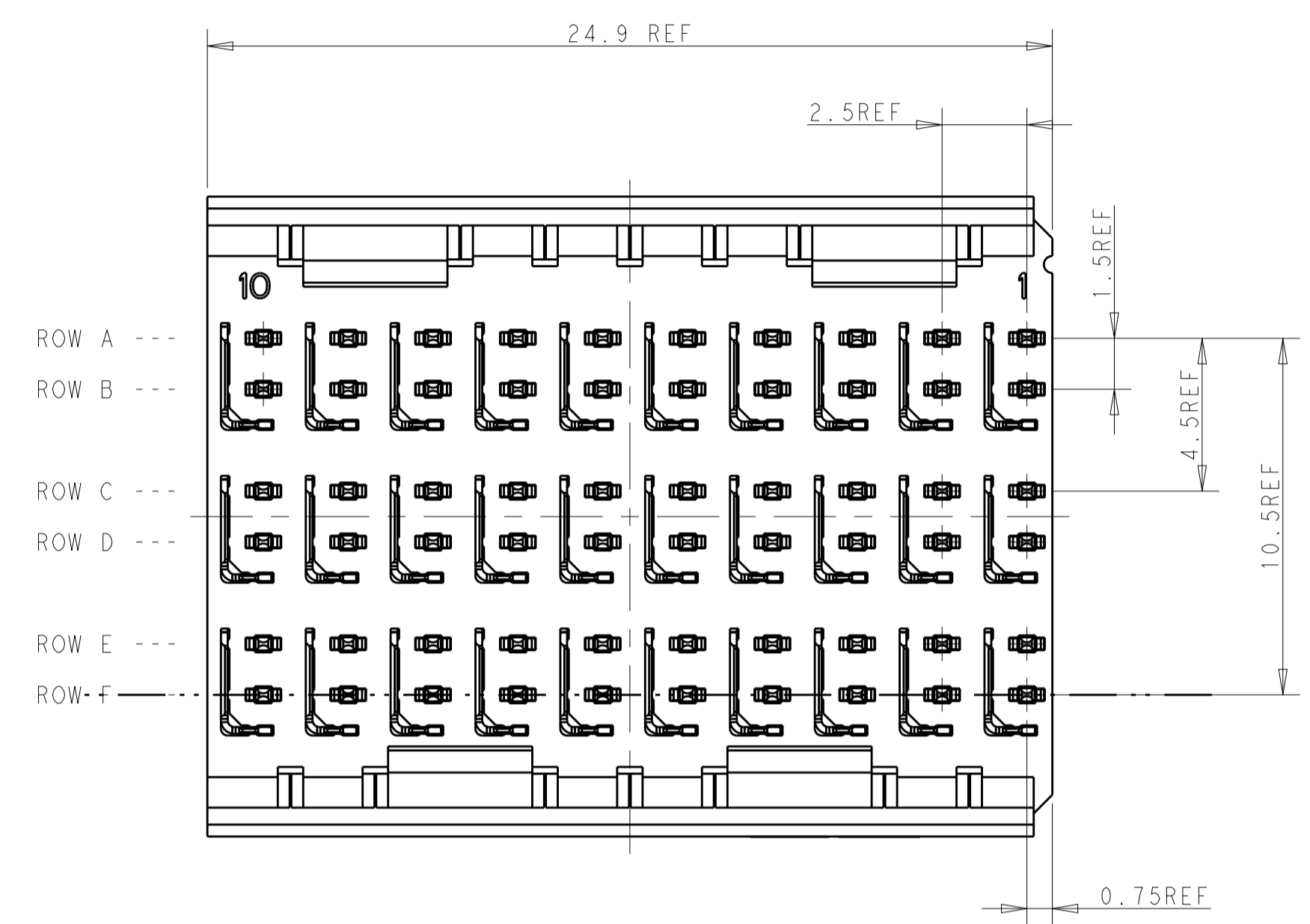


LOC		DIST		REVISIONS			
P	LTN	DESCRIPTION	DATE	DMN	APVD		
A		INITIAL RELEASE	4JAN2013	D.S	A.C		
B		PER ECR-13-008109	20MAY2013	D.S	M.Y		
C		PER ECO-18-007505	15MAY2018	D.S	H.L		



- 1 MATERIAL:
CONTACT AND SHIELD: PHOSPHOR BRONZE
HOUSING: THERMALPLASTIC, UL 94V-0
- 2 FINISH: SIGNAL AND GROUND CONTACTS:
MATING AREA: MEETS THE PERFORMANCE REQUIREMENTS OF
PRODUCT SPECIFICATION 108-2055-1; BASED ON TELCORDIA
GR-1217-CORE, APPLICATIONS IN UNCONTROLLED ENVIRONMENTS
COMPLIANT PIN AREA: 0.5 um MIN MATTE
TIN OVER BASE PLATING
- 3 CONNECTOR MARKED WITH PART NUMBER AND DATE CODE
- 4 DATUMS AND BASIC DIMENSIONS ESTABLISHED BY CUSTOMER
- 5 CONTACT AREA LUBRICATED WITH BELLCORE
APPROVED LUBRICANT. TECHNICAL REFERENCE:
GR-1217-CORE, ISSUE 1, NOVEMBER 1995.
- 6 RECOMMENDED THRU HOLE DIAMETER AND PLATING THICKNESSES PLEASE
REFER TO APPLICATION SPEC 114-13059

2170245-1
 PART NO.

DIMENSIONS: mm 		TOLERANCES UNLESS OTHERWISE SPECIFIED: 0-PLC ± 1-PLC ±0.25 2-PLC ± 3-PLC ± 4-PLC ± 5-PLC ± 6-PLC ± 7-PLC ± 8-PLC ± 9-PLC ± 10-PLC ± 11-PLC ± 12-PLC ± 13-PLC ± 14-PLC ± 15-PLC ± 16-PLC ± 17-PLC ± 18-PLC ± 19-PLC ± 20-PLC ± 21-PLC ± 22-PLC ± 23-PLC ± 24-PLC ± 25-PLC ± 26-PLC ± 27-PLC ± 28-PLC ± 29-PLC ± 30-PLC ± 31-PLC ± 32-PLC ± 33-PLC ± 34-PLC ± 35-PLC ± 36-PLC ± 37-PLC ± 38-PLC ± 39-PLC ± 40-PLC ± 41-PLC ± 42-PLC ± 43-PLC ± 44-PLC ± 45-PLC ± 46-PLC ± 47-PLC ± 48-PLC ± 49-PLC ± 50-PLC ± 51-PLC ± 52-PLC ± 53-PLC ± 54-PLC ± 55-PLC ± 56-PLC ± 57-PLC ± 58-PLC ± 59-PLC ± 60-PLC ± 61-PLC ± 62-PLC ± 63-PLC ± 64-PLC ± 65-PLC ± 66-PLC ± 67-PLC ± 68-PLC ± 69-PLC ± 70-PLC ± 71-PLC ± 72-PLC ± 73-PLC ± 74-PLC ± 75-PLC ± 76-PLC ± 77-PLC ± 78-PLC ± 79-PLC ± 80-PLC ± 81-PLC ± 82-PLC ± 83-PLC ± 84-PLC ± 85-PLC ± 86-PLC ± 87-PLC ± 88-PLC ± 89-PLC ± 90-PLC ± 91-PLC ± 92-PLC ± 93-PLC ± 94-PLC ± 95-PLC ± 96-PLC ± 97-PLC ± 98-PLC ± 99-PLC ± 100-PLC ±		DIMENSIONS: mm 0-PLC ± 1-PLC ±0.25 2-PLC ± 3-PLC ± 4-PLC ± 5-PLC ± 6-PLC ± 7-PLC ± 8-PLC ± 9-PLC ± 10-PLC ± 11-PLC ± 12-PLC ± 13-PLC ± 14-PLC ± 15-PLC ± 16-PLC ± 17-PLC ± 18-PLC ± 19-PLC ± 20-PLC ± 21-PLC ± 22-PLC ± 23-PLC ± 24-PLC ± 25-PLC ± 26-PLC ± 27-PLC ± 28-PLC ± 29-PLC ± 30-PLC ± 31-PLC ± 32-PLC ± 33-PLC ± 34-PLC ± 35-PLC ± 36-PLC ± 37-PLC ± 38-PLC ± 39-PLC ± 40-PLC ± 41-PLC ± 42-PLC ± 43-PLC ± 44-PLC ± 45-PLC ± 46-PLC ± 47-PLC ± 48-PLC ± 49-PLC ± 50-PLC ± 51-PLC ± 52-PLC ± 53-PLC ± 54-PLC ± 55-PLC ± 56-PLC ± 57-PLC ± 58-PLC ± 59-PLC ± 60-PLC ± 61-PLC ± 62-PLC ± 63-PLC ± 64-PLC ± 65-PLC ± 66-PLC ± 67-PLC ± 68-PLC ± 69-PLC ± 70-PLC ± 71-PLC ± 72-PLC ± 73-PLC ± 74-PLC ± 75-PLC ± 76-PLC ± 77-PLC ± 78-PLC ± 79-PLC ± 80-PLC ± 81-PLC ± 82-PLC ± 83-PLC ± 84-PLC ± 85-PLC ± 86-PLC ± 87-PLC ± 88-PLC ± 89-PLC ± 90-PLC ± 91-PLC ± 92-PLC ± 93-PLC ± 94-PLC ± 95-PLC ± 96-PLC ± 97-PLC ± 98-PLC ± 99-PLC ± 100-PLC ±	
MATERIAL: 1 FINISH: 2		DWG: DAVID SHEN 29MAR2012 CHK: SANDERS YAN 29MAR2012 APVD: ALEY CAI 29MAR2012 PRODUCT SPEC: 108-2055-1 APPLICATION SPEC: 114-13059 WEIGHT: - CUSTOMER DRAWING		NAME: ASSEMBLY DRAWING 3 PAIR, 10 COLUMN, VERTICAL HM ZD+, HEADER SIZE: A1 CAGE CODE: C=2170245 SCALE: 6:1 SHEET: 1 OF 1 REV: C	