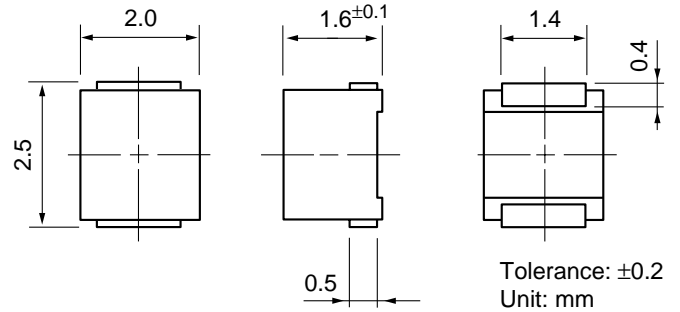


The FSLM2520 Series is a ferrite core wirewound surface mount chip inductor which conforms to the EIA standard 1008 footprint. Its proprietary welded termination architecture offers superior reliability and high heat-resistance for flow and reflow soldering capability. It is an economical choice for general signal conditioning, RF or IF filtering applications, or as matching elements.

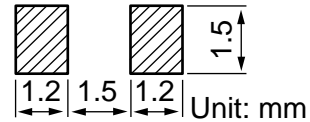


Features

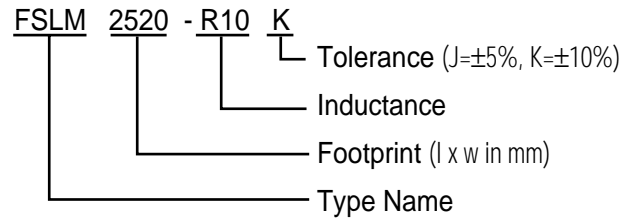
- Inductance Range: 0.1-220 μ H
- Temperature Coefficient: 750ppm/ $^{\circ}$ C
- Temperature Range: -40° C to $+85^{\circ}$ C
- Typical max Q: 40 - 50
- Proprietary wire-wound structure with welded terminations offers high reliability
- Superior solderability and high heat-resistance for flow and reflow soldering
- Low profile: 1008 footprint 1.7mm max (1.6mm typ.)
- S-parameter data available upon request
- Packaged on tape and reel in 2,000 piece quantity



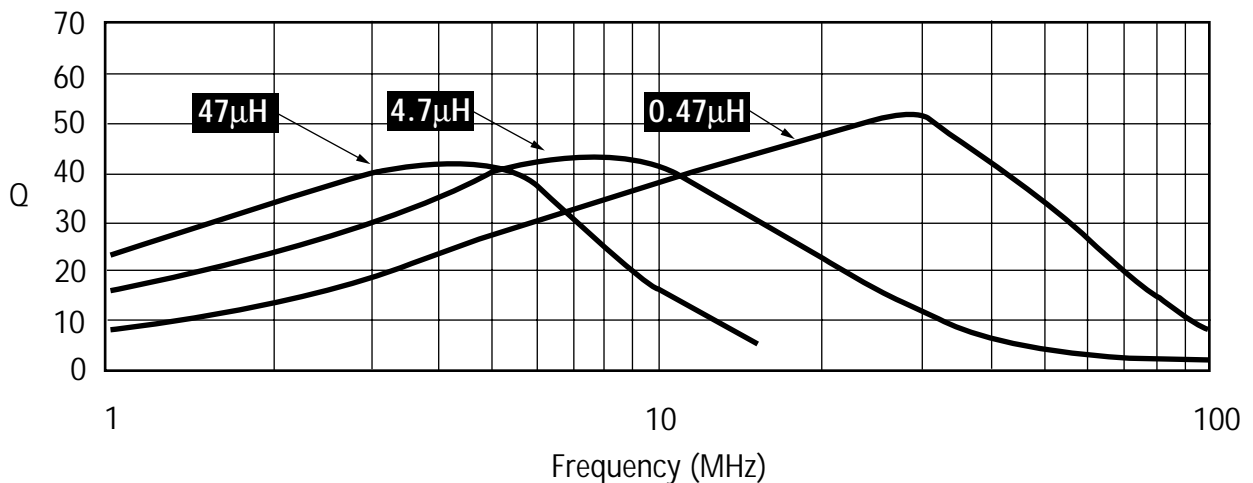
Recommended patterns:



Part Numbering



Q-FREQUENCY CHARACTERISTICS



STANDARD PARTS SELECTION GUIDE

TYPE FSLM2520

TOKO Part Number	Inductance		Q (min.)	Test Frequency MHz	DC Resistance (Ω) max.	Rated DC Current (mA) max.	Self Resonant Frequency (MHz) min.
	Lo (μ H)	Tolerance *					
FSLM2520-R10_*	0.10	J, K	30	25.2	0.21	570	680
FSLM2520-R12_*	0.12	J, K	30	25.2	0.22	550	650
FSLM2520-R15_*	0.15	J, K	30	25.2	0.25	500	530
FSLM2520-R18_*	0.18	J, K	30	25.2	0.29	460	520
FSLM2520-R22_*	0.22	J, K	30	25.2	0.30	430	390
FSLM2520-R27_*	0.27	J, K	30	25.2	0.33	420	330
FSLM2520-R33_*	0.33	J, K	30	25.2	0.39	400	310
FSLM2520-R39_*	0.39	J, K	30	25.2	0.40	375	290
FSLM2520-R47_*	0.47	J, K	30	25.2	0.44	350	260
FSLM2520-R56_*	0.56	J, K	30	25.2	0.49	330	230
FSLM2520-R68_*	0.68	J, K	30	25.2	0.52	320	200
FSLM2520-R82_*	0.82	J, K	30	25.2	0.61	290	180
FSLM2520-1R0_*	1.0	J, K	30	7.96	0.75	250	150
FSLM2520-1R2_*	1.2	J, K	30	7.96	0.87	240	140
FSLM2520-1R5_*	1.5	J, K	30	7.96	1.0	230	130
FSLM2520-1R8_*	1.8	J, K	30	7.96	1.1	220	120
FSLM2520-2R2_*	2.2	J, K	30	7.96	1.3	210	105
FSLM2520-2R7_*	2.7	J, K	30	7.96	1.4	200	90
FSLM2520-3R3_*	3.3	J, K	30	7.96	1.6	190	80
FSLM2520-3R9_*	3.9	J, K	30	7.96	1.7	185	75
FSLM2520-4R7_*	4.7	J, K	30	7.96	1.9	180	70
FSLM2520-5R6_*	5.6	J, K	30	7.96	2.2	170	60
FSLM2520-6R8_*	6.8	J, K	30	7.96	2.4	165	55
FSLM2520-8R2_*	8.2	J, K	30	7.96	2.6	160	50
FSLM2520-100_*	10	J, K	25	7.96	2.2	155	30
FSLM2520-120_*	12	J, K	25	2.52	2.5	150	27
FSLM2520-150_*	15	J, K	25	2.52	2.8	140	23
FSLM2520-180_*	18	J, K	25	2.52	3.2	130	22
FSLM2520-220_*	22	J, K	25	2.52	3.6	125	21
FSLM2520-270_*	27	J, K	25	2.52	4.3	115	19
FSLM2520-330_*	33	J, K	25	2.52	4.7	110	17
FSLM2520-390_*	39	J, K	25	2.52	8.1	85	15
FSLM2520-470_*	47	J, K	25	2.52	8.8	80	14
FSLM2520-560_*	56	J, K	25	2.52	10.0	75	12.5
FSLM2520-680_*	68	J, K	25	2.52	11.5	70	12
FSLM2520-820_*	82	J, K	25	2.52	12.5	65	11
FSLM2520-101_*	100	J, K	15	0.796	13.0	60	10
FSLM2520-121_*	120	J, K	15	0.796	19.0	55	8
FSLM2520-151_*	150	J, K	15	0.796	22.0	50	7.5
FSLM2520-181_*	180	J, K	15	0.796	25.0	47	7
FSLM2520-221_*	220	J, K	15	0.796	28.0	44	6.5

* Add tolerance to part number: J = $\pm 5\%$ or K = $\pm 10\%$ Note: Add P2 to part number for tape and reel.