

O/E/N 55H MINIATURE POWER RELAY

- Compact High Performance
- Direct PCB type
- High Capacity
- Spade Terminals for Power Out put

SPECIFICATIONS

Contact Arrangement	:1 Form A
Contact Material	: Silver alloy
Contact Rating	
Rated Voltage	:230 V AC/24 VDC
Maximum Voltage	:250 V AC/30 V DC
Maximum Continuous Current at 230VAC/24VDC	:25A
Maximum Power Rating AC Voltage	:6250VA
Nominal Coil Power	:0.5W (approx)
Operating Power	:0.36W (approx)
Life Expectancy	
Mechanical	:1 x 10 ⁶ operations
Electrical	:1 x 10 ⁵ operations at rated load
Operating frequency	:20 CPM
Contact Resistance (Initial)	:50 milli Ohms
Dielectric Strength	
Between Contacts & Coil	:2000 VRMS
Between Open Contacts	:1000 VRMS
Insulation Resistance	:1000 Meg.Ohms at 500VDC, 25 ⁰ C, RH50
Operate time at Nominal Voltage	:15 milli sec.(Typ)
Release time at Nominal Voltage	:10 milli sec.(Typ)
Ambient Temperature	:-40 ⁰ C to +50 ⁰ C
Weight	:35 gms (Max)

Typical applications

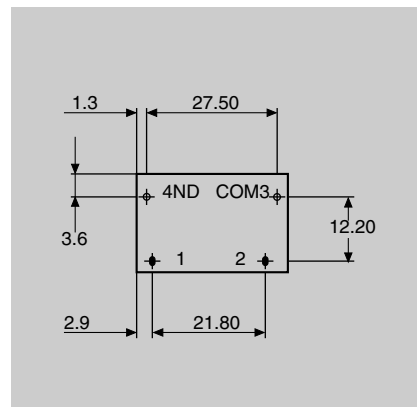
Microwave Ovens, Refrigerators, Air Conditioners, Temperature Controllers, UPS etc.

All dimensions are in mm. Specifications subject to change without notice. Tolerance unless otherwise specified is ± 10%

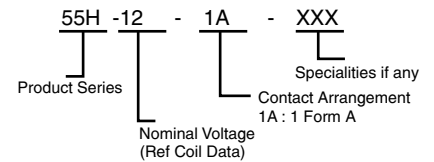
COIL DATA

Nominal Voltage VDC	Pick-up Voltage VDC (Max.)	Drop - out Voltage VDC (Min)	Coil Resistance Ohms ± 10%
12	9.6	1.2	160
24	19.2	2.4	640

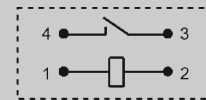
DRILLING PATTERN



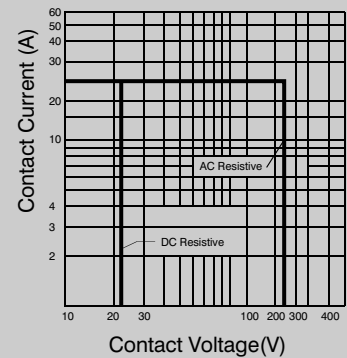
HOW TO ORDER



CIRCUIT DIAGRAMS



Limiting Curve for Power Load



DIMENSIONS

