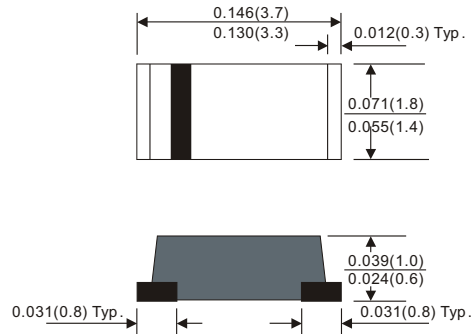


HFM101-MH thru HFM107-MH

ULTRA FAST RECOVER TYPE



SOD-123H



Dimensions in inches and (millimeters)

FEATURES

- Plastic package has Underwriters Laboratory
- Flammability classification 94V-0 Utilizing Flame
- Retardant Epoxy Molding Compound
- For surface mount applications
- Exceeds environmental standards of MIL-S-19500/228
- Low leakage current.

MECHANICAL DATA

Case : Molded plastic, SOD-123H
 Terminals : Solder plated, solderable per MIL-STD-750, Method 2026
 Polarity : Indicated by cathode band
 Mounting Position : Any
 Weight : 0.0393grams

MAXIMUM RATINGS (at $T_A=25^\circ\text{C}$ unless otherwise noted)

PARAMETER	CONDITIONS	SYMBOL	Min.	Typ.	Max.	UNITS
Forward rectified current	Ambient Thermal= 50°C	I_o			1.0	A
Forward surge current	8.3ms Single Half Sine-Wave Superimposed on Rated Load (JEDEC Method)	I_{FSM}			25	A
Reverse current	$V_R=V_{RRM}$ $T_A=25^\circ\text{C}$	I_R			5.0	μA
	$V_R=V_{RRM}$ $T_A=100^\circ\text{C}$				150	μA
Thermal resistance	Junction to ambient	R_{JA}		42		$^\circ\text{C} / \text{W}$
Diode junction capacitance	F = 1MHz and applied 4vDC reverse voltage	C_J		20		pF
Storage temperature		T_{STG}	-55		+150	$^\circ\text{C}$

SYMBOLS	MARKING CODE	V_{RRM}^{*1} (V)	V_{RMS}^{*2} (V)	V_R^{*3} (V)	V_F^{*4} (V)	T_{RR}^{*5} (nS)	Operating Temperature ($^\circ\text{C}$)
HFM101-MH	H1	50	35	50	1.0	50	-55 to + 150
HFM102-MH	H2	100	70	100			
HFM103-MH	H3	200	140	200			
HFM104-MH	H4	400	280	400	1.3	75	
HFM105-MH	H5	600	420	600			
HFM106-MH	H6	800	560	800			
HFM107-MH	H7	1000	700	1000			

- *1 Repetitive peak reverse peak reverse
- *2 RMS voltage
- *3 Continuous reverse voltage
- *4 Maximum forward voltage
- *5 Reverse recovery time

HFM101-MH thru HFM107-MH

ULTRA FAST RECOVER TYPE

RATING AND CHARACTERISTICS CURVES HSM101-MH THRU HSM107-MH

FIG.1-TYPICAL FORWARD CHARACTERISTICS

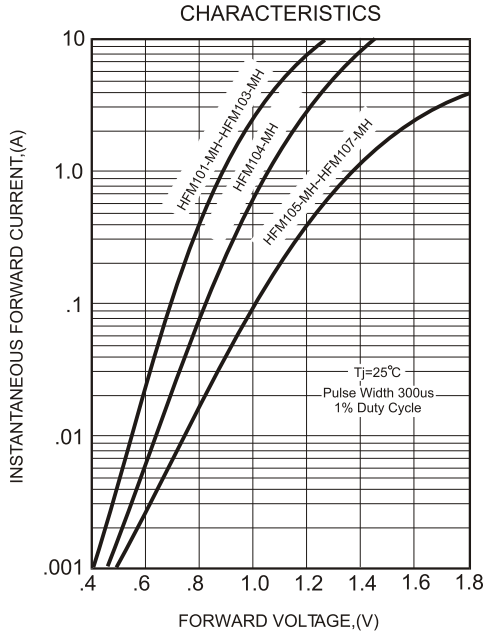


FIG.2-TYPICAL FORWARD CURRENT DERATING CURVE

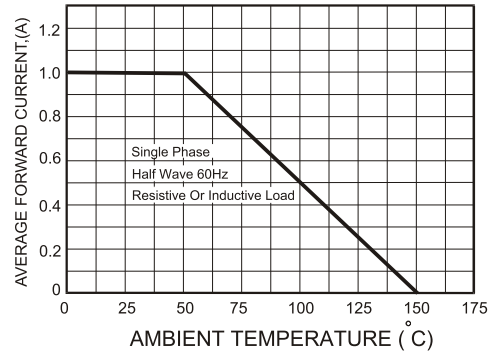


FIG.4-MAXIMUM NON-REPETITIVE FORWARD SURGE CURRENT

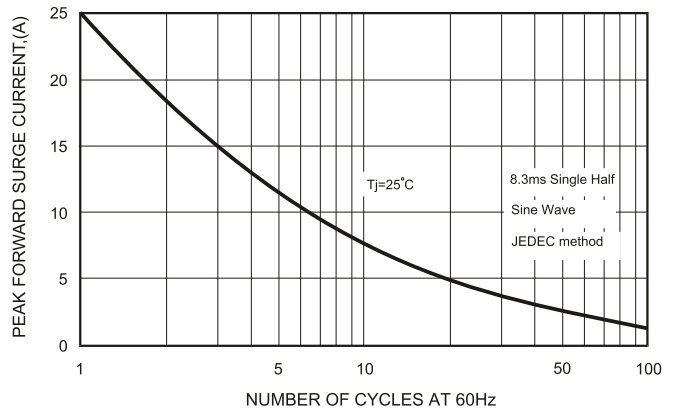
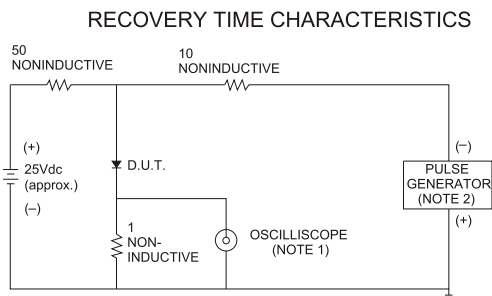


FIG.3- TEST CIRCUIT DIAGRAM AND REVERSE RECOVERY TIME CHARACTERISTICS



NOTES: 1. Rise Time= 7ns max., Input Impedance= 1 megohm, 22pF.

2. Rise Time= 10ns max., Source Impedance= 50 ohms.

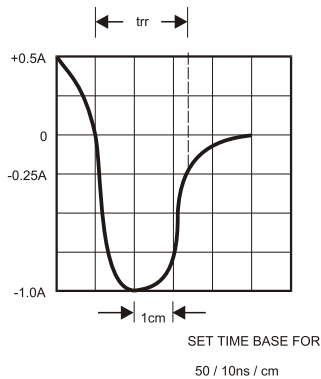


FIG.5-TYPICAL JUNCTION CAPACITANCE

