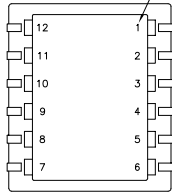


CUSTOMER TERMINAL	RoHS	LEAD(Pb)-FREE
Sn100%	Yes	Yes

more than you expect



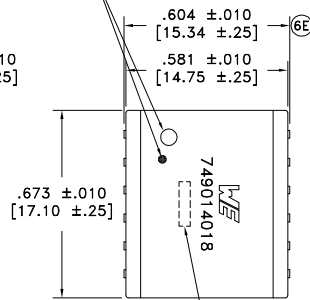
TERM. NO.'s FOR REF. ONLY



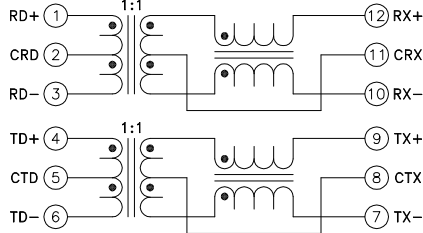
-A- .004 [.10]
12 SURFACES

.331 ±.010
[8.40 ±.25]

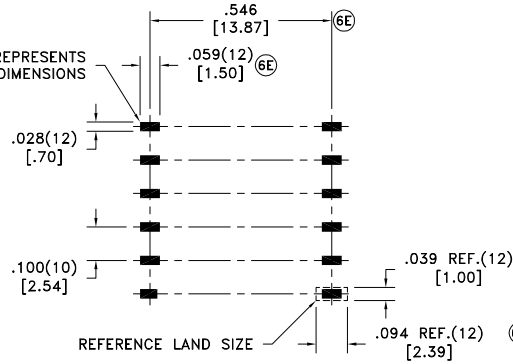
DOT/RECESS LOCATES TERM. #1



LOT CODE & DATE CODE 6C 6D



AREA REPRESENTS
TERMINAL PAD DIMENSIONS



ELECTRICAL SPECIFICATIONS @ 25°C unless otherwise noted:

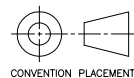
PARAMETER	TEST CONDITIONS	VALUE
INDUCTANCE	12-10 100kHz, 100mVAC, 8mADC, Lp	350uH min.
INDUCTANCE	9-7 100kHz, 100mVAC, 8mADC, Lp	350uH min.
6C DIELECTRIC	PRI-SEC 4800Vrms, 1 second	4000Vrms, 1 minute
URNS RATIO	(1-3):(12-10)	1:1, ±2%
URNS RATIO	(4-6):(9-7)	1:1, ±2%
INSERTION LOSS	500k - 100MHz	-1.2dB max.
RETURN LOSS	500k - 30MHz	-18dB min.
RETURN LOSS	30M - 45MHz	-15dB min.
RETURN LOSS	45M - 60MHz	-13dB min.
RETURN LOSS	60M - 80MHz	-10dB min.
CROSSTALK	1M - 100MHz	-40dB min.
DCMR	500k - 100MHz	-33dB min.

GENERAL SPECIFICATIONS:

OPERATING TEMPERATURE RANGE: 0°C to +70°C.

- 6D Designed to comply with the following requirements as defined by IEC60950-1:
 - Reinforced insulation at a working voltage of 250Vrms.
- 6D COPLANARITY: All 12 terminals must lie on a plane within .004 [.10] of Surface A after lead tinning.
- 6D Designed to comply with the 8.6mm min. creepage and 4.5mm min. clearance requirements as defined by IEC60601-1: 2006;
 - Providing a means of operator protection up to a working voltage of 250Vrms.

REV.	DATE	Packaging Specifications
6E	5/16	Method: Tape & Reel 6B
6D	9/15	PKG-0645
6C	3/10	www.we-online.com/midcom
6B	10/09	SEE REVISION SHEET FOR REVISION LEVEL



Tolerances unless otherwise specified:
Angles: ±1° Decimals: ±.005 [.13]
Fractions: ±1/64 Footprint: ±.005 [.13]

This drawing is dual dimensioned. Dimensions in brackets are in millimeters.

DRAWING TITLE

TRANSFORMER

eiSos p/n: 749014018



PART NO.

749014018

SPECIFICATION SHEET 1 OF 1