

SCHOTTKY BARRIER RECTIFIER

VOLTAGE RANGE 20 to 60 Volts CURRENT 10 Amperes

FEATURES

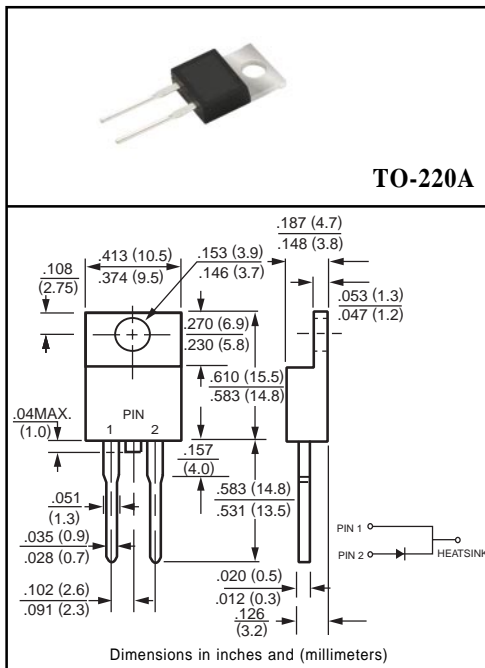
- * Low switching noise
- * Low forward voltage drop
- * Low thermal resistance
- * High current capability
- * High switching capability
- * High surge capability
- * High reliability

MECHANICAL DATA

- * Case: To-220 molded plastic
- * Epoxy: Device has UL flammability classification 94V-O
- * Lead: MIL-STD-202E method 208C guaranteed
- * Mounting position: Any
- * Weight: 2.24 grams

MAXIMUM RATINGS AND ELECTRICAL CHARACTERISTICS

Ratings at 25 °C ambient temperature unless otherwise specified.
 Single phase, half wave, 60 Hz, resistive or inductive load.
 For capacitive load, derate current by 20%.



MAXIMUM RATINGS (At TA = 25°C unless otherwise noted)

RATINGS	SYMBOL	SR1020	SR1030	SR1035	SR1040	SR1045	SR1050	SR1060	UNITS
Maximum Recurrent Peak Reverse Voltage	VRRM	20	30	35	40	45	50	60	Volts
Maximum RMS Voltage	VRMS	14	21	25	28	32	35	42	Volts
Maximum DC Blocking Voltage	VDC	20	30	35	40	45	50	60	Volts
Maximum Average Forward Rectified Current at Derating Case Temperature	IO					10			Amps
Peak Forward Surge Current 8.3 ms single half sine-wave superimposed on rated load (JEDEC method)	IFSM					150			Amps
Typical Thermal Resistance (Note 1)	RθJC					3			°C/W
Typical Junction Capacitance (Note 3)	CJ					700	500		pF
Operating Temperature Range	TJ					-55 to + 150		°C	
Storage Temperature Range	TSTG					-55 to + 150		°C	

ELECTRICAL CHARACTERISTICS (At TA = 25°C unless otherwise noted)

CHARACTERISTICS	SYMBOL	SR1020	SR1030	SR1035	SR1040	SR1045	SR1050	SR1060	UNITS
Maximum Instantaneous Forward Voltage at 10.0A DC	VF					.65			Volts
Maximum Average Reverse Current	IR					10			mAmps
at Rated DC Blocking Voltage						100			mAmps

- NOTES : 1. Thermal Resistance Junction to Case.
 2. Suffix "A" = Common Anode.
 3. Measured at 1 MHz and applied reverse voltage of 4.0 volts.

RATING AND CHARACTERISTIC CURVES (SR1020 THRU SR1060)

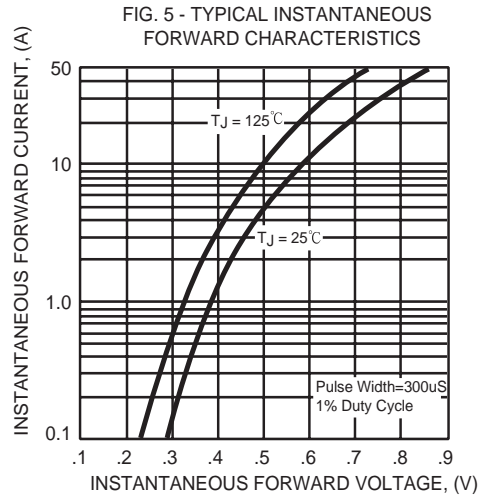
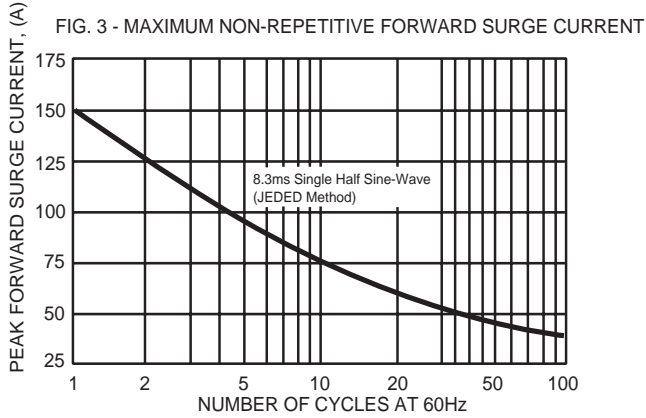
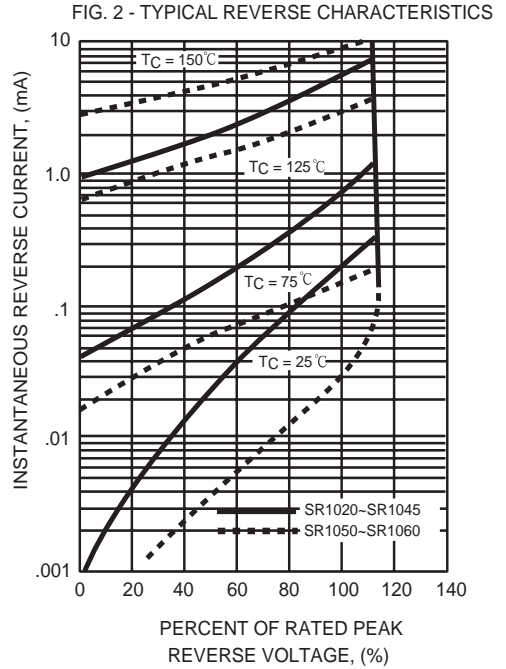
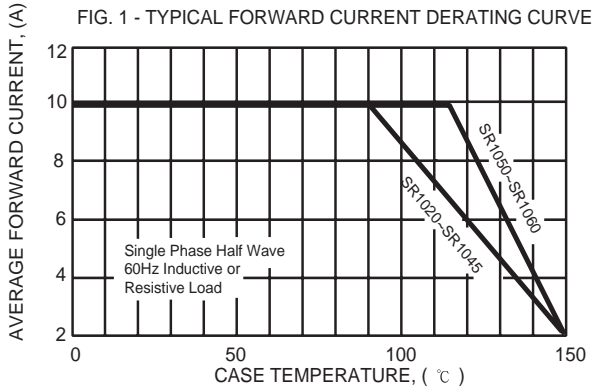


FIG. 4 - TYPICAL JUNCTION CAPACITANCE

