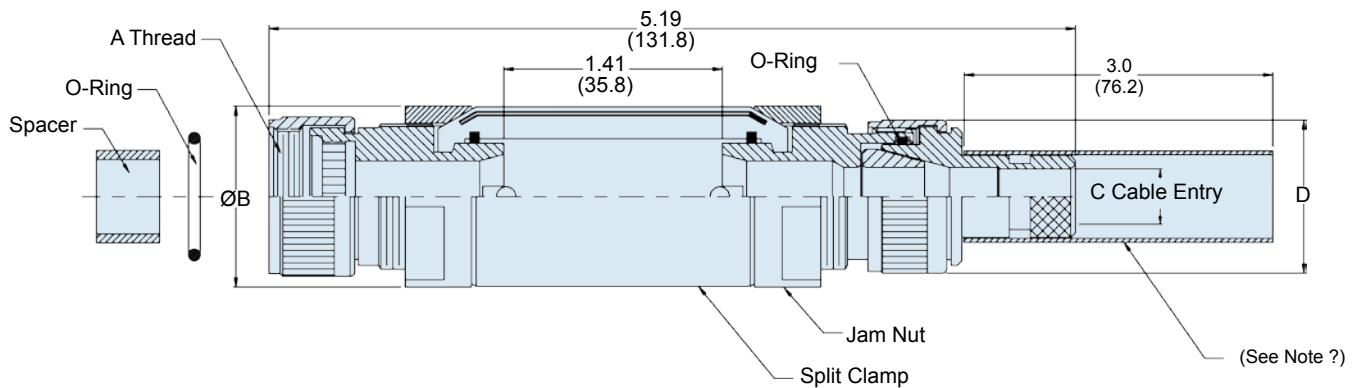
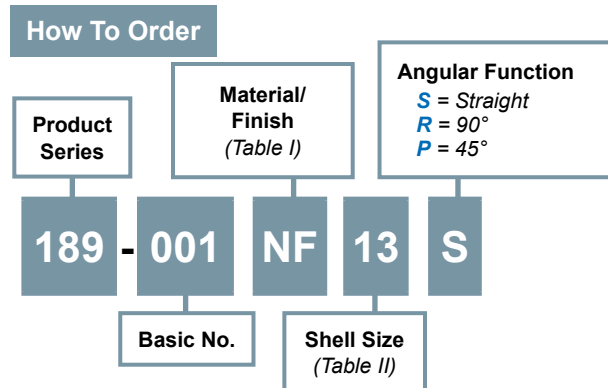


**MIL-PRF-28876 fiber optic backshell**

**Material and Plating**

Adapter, Jam Nut, Ferrule, Coupling Nut, Split Elbows & Spacer: see Table I

O-Rings: Fluorosilicone

Shrink Sleeving: Polyolefin

Spacer: see Table I

**Notes**

Glenair 600 Series Backshell assembly tools are recommended for assembly and installation;

Assembly procedure see GAP014.

MIL-I-23053/4 Shrink Sleeving, O-Ring and Spacer to be packaged loose in a plastic bag.

Assemble O-Ring and Spacer onto Connector as shown.

189-001  
 Fiber Optic Backshell With Split Clamp  
 MIL-PRF-28876 Environmental

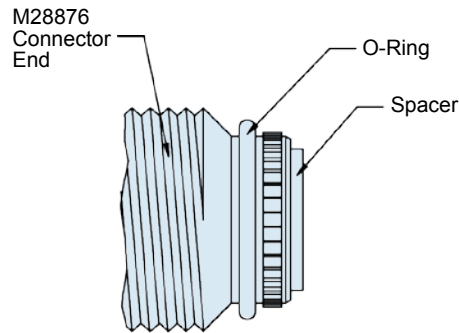


Table I: Material and Finish		
Code	Material	Finish Description
M	Aluminum Alloy	Electroless Nickel
NF		Cadmium/Olive Drab Over Electroless Nickel (500 hour salt spray)

Refer to Appendix for material/finish details

Table II				
Shell Size	A Thread	B Max	C Max	D Max
11	.750-20 UNEF	1.17 (29.7)	.340 (8.6)	1.00 (25.4)
13	.875-20 UNEF	1.17 (29.7)	.340 (8.6)	1.00 (25.4)
15	1.00 -20 UNEF	1.42 (36.0)	.460 (11.7)	1.13 (28.7)

