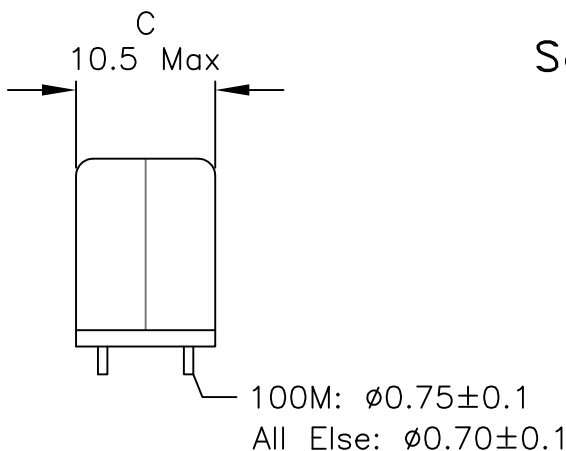
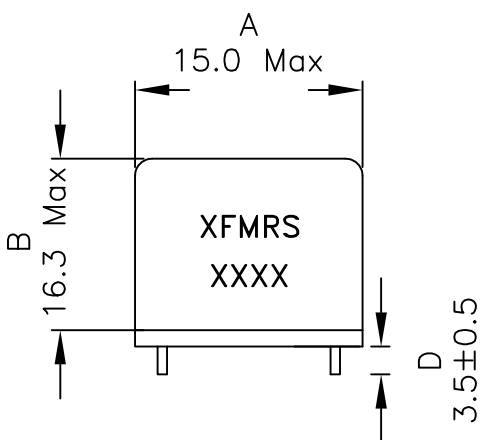
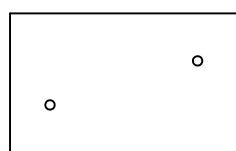



XFMR5

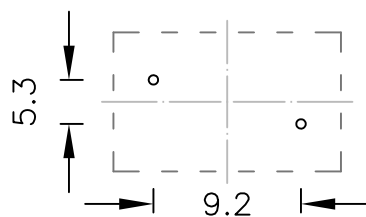
XFCD141696-xxxx Class D Amplifier Inductors



Schematic:



Bottom view



Recommended
PC Board Layout

TOLERANCE:
.xxx ±0.250
Dimensions in MM

Part Number	OCL 1KHz, 1.0V (uH) ±20%	DCR Max 25°C (mOhms)	I _{rms} CURRENT TYP. (A)	SATURATION CURRENT 10% TYP. Drop (Adc)
XFCD141696-100M	10	9	7.5	11.0
XFCD141696-150M	15	16	6.5	11.0
XFCD141696-220M	22	16	6.5	7.5
XFCD141696-330M	33	16	6.5	5.0

Notes:

- Solderability: Leads shall meet MIL-STD-202G, Method 208H for solderability.
- Flammability: UL94V-0
- ASTM oxygen index: > 28%
- Insulation System: Class F 155°C. UL file E151556
- All listed parameters are to be within tolerance from -40°C to +125°C unless otherwise noted.
Ambient temperature: -40°C to +85°C referring to I_{rms}
- Storage Temperature Range: -20°C to +40°C
- Aqueous wash compatible
- Electrical and mechanical specifications 100% tested
- RoHS Compliant Component
- Outsourced item processed & controlled under XFMR5 QA system

AEC-Q200