


**NEW!**

USB 2.0 Common Mode Filter – 0805



These Coilcraft filters are designed to eliminate virtually all common mode noise in high-speed, differential mode signal transmission applications such as USB 2.0, IEEE1394 and LVDS. Most provide greater than 25 dB common mode attenuation and greater than 100 ohms impedance.

The low profile design and standard 0805 footprint make it the ideal solution for designs where board space is at a premium.

These dual-wound filters feature very low DC resistance and are available in eight values to meet your specific requirements.

Coilcraft **Designer's Kit C184** contains samples of all values shown here plus all values in our 1206USB and 0603USB series. To order, contact Coilcraft or purchase online at <http://order.coilcraft.com>.

Part number ¹	Common mode impedance typ (Ohms)			Common mode attenuation typ (dB)			Inductance ² min (nH)	DCR max ³ (Ohms)	Isolation (Vrms)	I _{rms} ⁴ (mA)
	10 MHz	100 MHz	500 MHz	10 MHz	100 MHz	500 MHz				
0805USB-421MB_	14	42	70	1.1	2.3	8.4	23	0.12	250	500
0805USB-901MB_	28	90	154	1.4	4.2	16.9	47	0.17	250	500
0805USB-172MB_	57	170	303	2.3	6.7	22.0	84	0.25	250	500
0805USB-262MB_	85	260	435	3.0	8.6	27.8	147	0.26	250	500
0805USB-372MB_	118	370	641	4.5	11.9	34.3	189	0.32	250	500
0805USB-502MB_	148	500	945	4.9	14.5	31.3	273	0.37	250	500
0805USB-672MB_	246	670	1231	8.4	16.6	30.0	322	0.45	250	500
0805USB-902MB_	294	900	1715	8.7	18.7	30.5	413	0.65	250	400

1. When ordering, please specify **packaging** code:

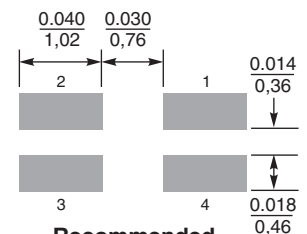
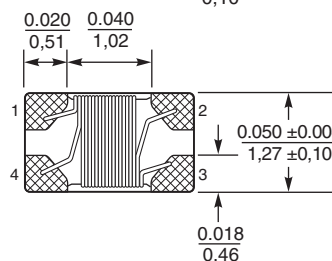
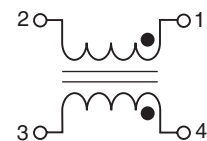
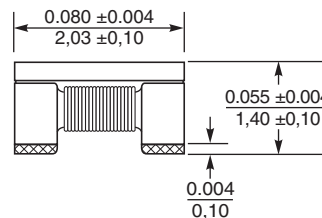
0805USB-902MB C

Packaging: C = 7" machine-ready reel. EIA-481 embossed plastic tape (2000 parts per full reel).

B = Less than full reel. In tape, but not machine ready. To have a leader and trailer added (\$25 charge), use code letter C instead.

D = 13" machine-ready reel. EIA-481 embossed plastic tape (7500 parts per full reel).

- Inductance measured at 100 MHz using an Agilent/HP 4286A impedance analyzer and a Coilcraft SMD-A fixture.
- DCR is specified per winding.
- Average current per winding for a 20°C rise from 25°C ambient.
- Operating temperature range -40°C to 85°C.
- Electrical specifications at 25°C.



Recommended Land Pattern

Terminations: Nickel/gold over silver palladium

Tape and reel: 2000/7" reel; 7500/13" reel 8 mm tape width
For packaging data see Tape and Reel Specifications section.

Coilcraft®

Specifications subject to change without notice.
Please check our website for latest information.

Document 306-1 Revised 12/15/04

1102 Silver Lake Road Cary, Illinois 60013 Phone 847/639-6400 Fax 847/639-1469

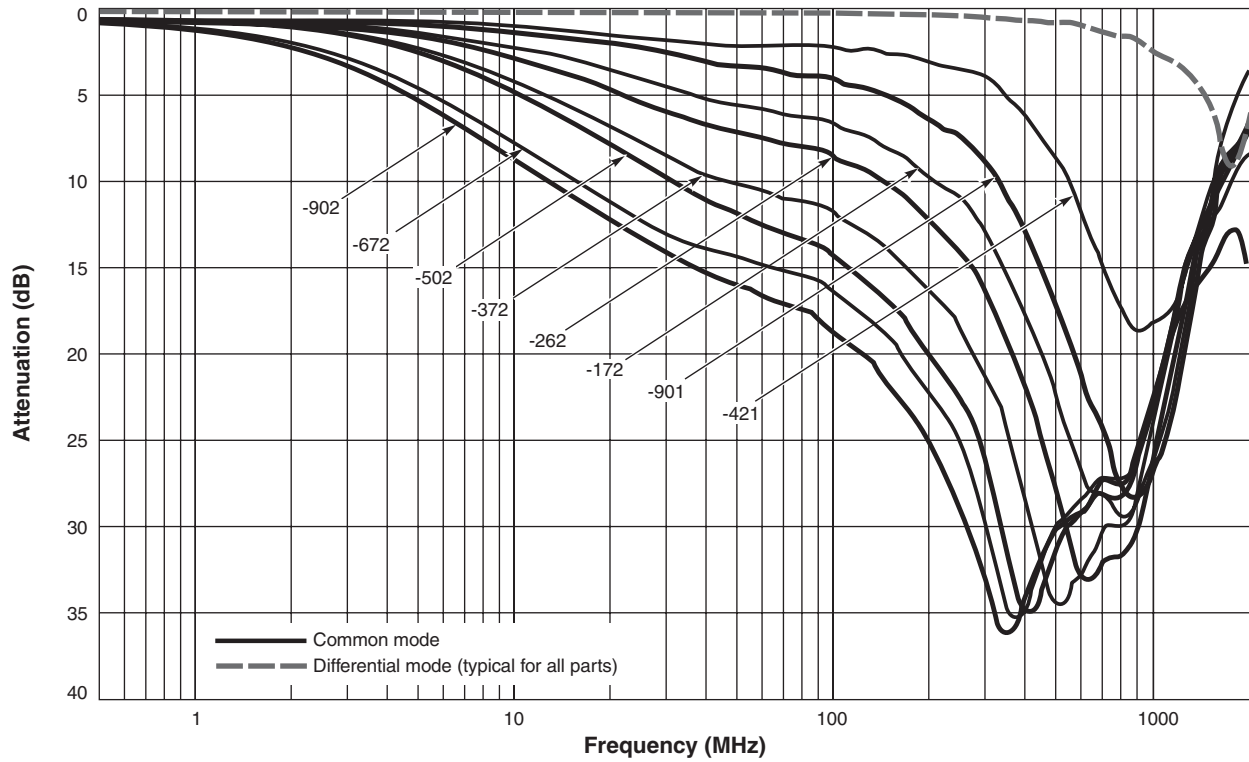
E-mail info@coilcraft.com Web <http://www.coilcraft.com>

NEW!

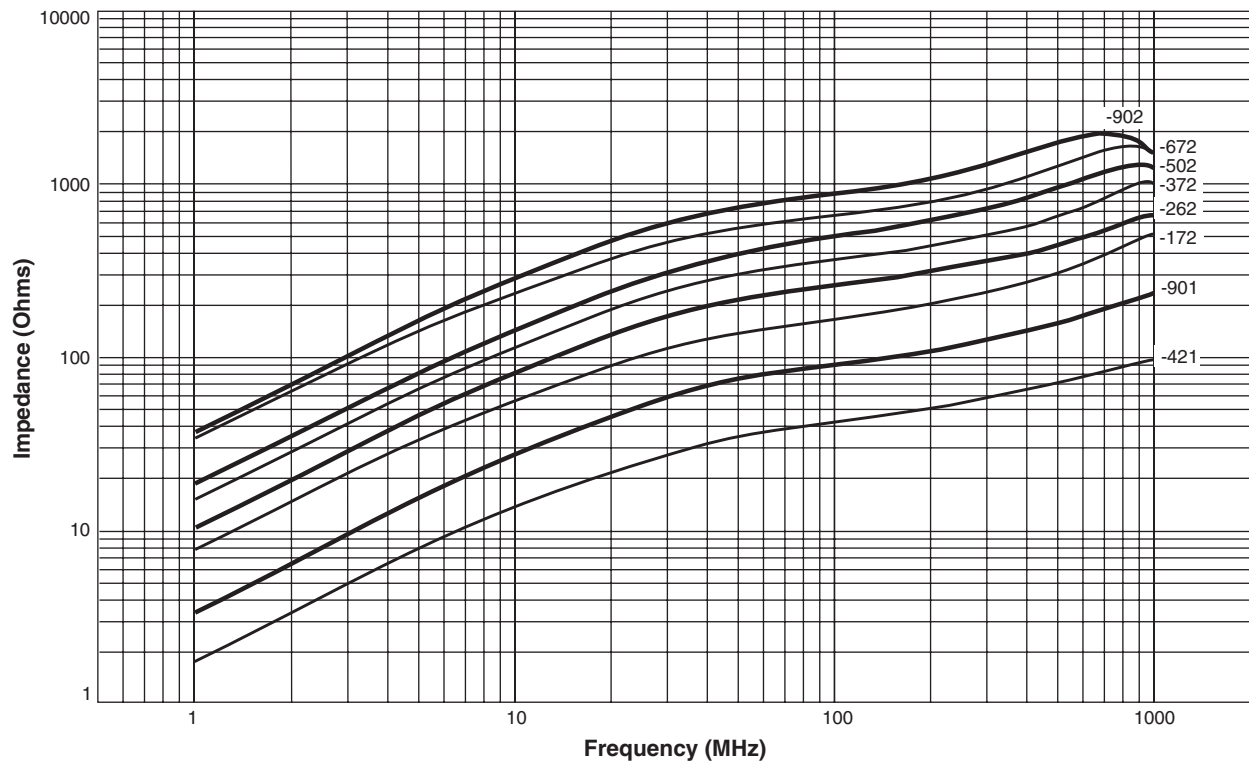


USB 2.0 Common Mode Filter – 0805

Typical Attenuation



Typical Impedance vs Frequency



Coilcraft®

Specifications subject to change without notice.
Please check our website for latest information.

Document 306-2 Revised 04/15/03

1102 Silver Lake Road Cary, Illinois 60013 Phone 847/639-6400 Fax 847/639-1469

E-mail info@coilcraft.com Web <http://www.coilcraft.com>