

DIGITRON SEMICONDUCTORS

MBR6045PT

60A SCHOTTKY RECTIFIER

MAXIMUM RATINGS

Rating	Symbol	MBR6045PT	Unit
Peak repetitive reverse voltage	V_{RRM}	45	V
Working peak reverse voltage	V_{RWM}		
DC blocking voltage	V_R		
Average rectified forward current (Rated V_R)	$I_{F(AV)}$	60 @ $T_C = 125^\circ\text{C}$	A
Peak repetitive forward current (Rated V_R , square wave, 20 kHz)	I_{FRM}	60 @ $T_C = 90^\circ\text{C}$	A
Peak repetitive reverse surge current (2.0 μs , 1.0 kHz)	I_{RRM}	2	A
Non-repetitive peak surge current (surge applied at rated load conditions, halfwave, single phase, 60Hz)	I_{FSM}	500	A
Operating junction temperature range	T_J	-65 to +175	$^\circ\text{C}$
Storage junction temperature range	T_{stg}	-65 to +175	$^\circ\text{C}$
Peak surge junction temperature (forward current applied)	$T_{J(pk)}$	175	$^\circ\text{C}$
Voltage rate of change	dv/dt	10000	V/ μs
Maximum thermal resistance			
Junction to case	$R_{\theta JC}$	1.0	$^\circ\text{C/W}$
Junction to ambient	$R_{\theta JA}$	60	

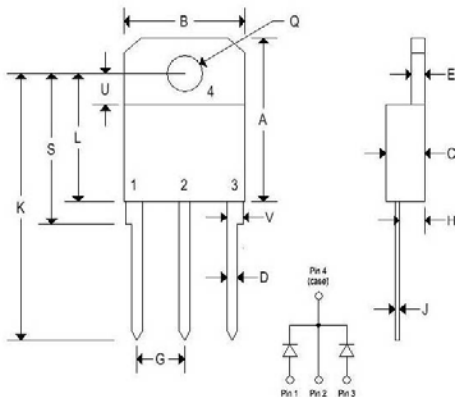
ELECTRICAL CHARACTERISTICS ($T_C = 25^\circ\text{C}$ unless otherwise noted)

Parameter	Symbol	MBR6045PT		Unit
		Typical	Maximum	
Instantaneous forward voltage ⁽¹⁾ ($I_F = 30\text{A}$, $T_C = 25^\circ\text{C}$) ($I_F = 30\text{A}$, $T_C = 125^\circ\text{C}$) ($I_F = 60\text{A}$, $T_C = 25^\circ\text{C}$)	V_F	0.55 0.51 0.70	0.62 0.55 0.75	V
Instantaneous reverse current ⁽¹⁾ (Rated dc voltage, $T_C = 25^\circ\text{C}$) (Rated dc voltage, $T_C = 125^\circ\text{C}$)	I_R	0.2 35	1.0 50	mA

Note 1: Pulse test: Pulse width = 300 μs , duty cycle $\leq 2.0\%$.

MECHANICAL CHARACTERISTICS

Case	TO-218AC
Marking	Alpha-numeric
Pin out	See below



	TO-218AC			
	Inches		Millimeters	
	Min	Max	Min	Max
A	0.749	0.771	19.000	19.600
B	0.551	0.570	14.000	14.500
C	0.165	0.185	4.200	4.700
D	0.040	0.051	1.000	1.300
E	0.058	0.064	1.450	1.650
G	0.206	0.225	5.210	5.720
H	0.103	0.118	2.600	3.000
J	0.016	0.023	0.400	0.600
K	1.123	1.259	28.500	32.000
L	0.579	0.602	14.700	15.300
U	0.134	0.149	3.400	3.800
V	0.060	0.078	1.500	2.000

DIGITRON SEMICONDUCTORS

MBR6045PT

60A SCHOTTKY RECTIFIER

Available Non-RoHS (standard) or RoHS compliant (add PBF suffix).

Available as "HR" (high reliability) screened per MIL-PRF-19500, JANTX level. Add "HR" suffix to base part number.

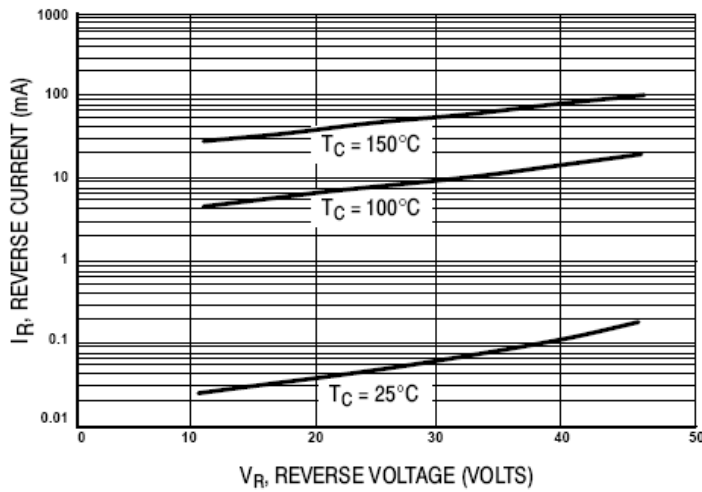


Figure 1. Typical Reverse Current

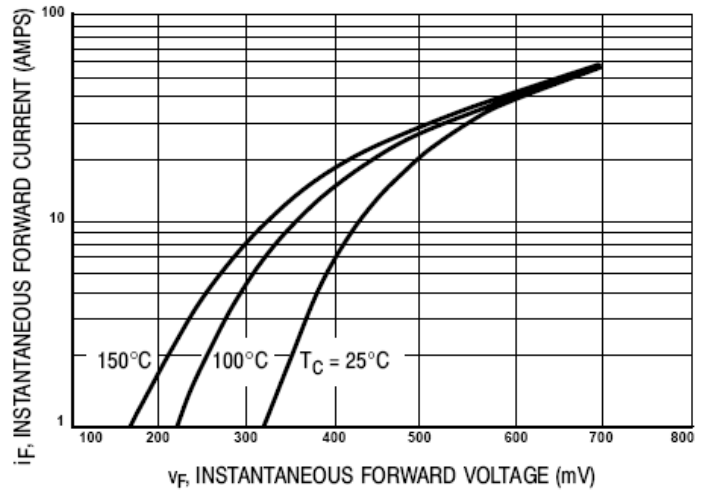


Figure 2. Typical Forward Voltage