

■ Features

- Low power loss, high efficiency.
- High current capability, low forward voltage drop.
- High surge capability.
- Guardring for overvoltage protection.
- Ultra high-speed switching.
- Silicon epitaxial planar chip, metal silicon junction.
- Suffix "G" indicates Halogen-free part, ex. SB2040CTG.
- Lead-free parts meet environmental standards of MIL-STD-19500 /228

■ Mechanical data

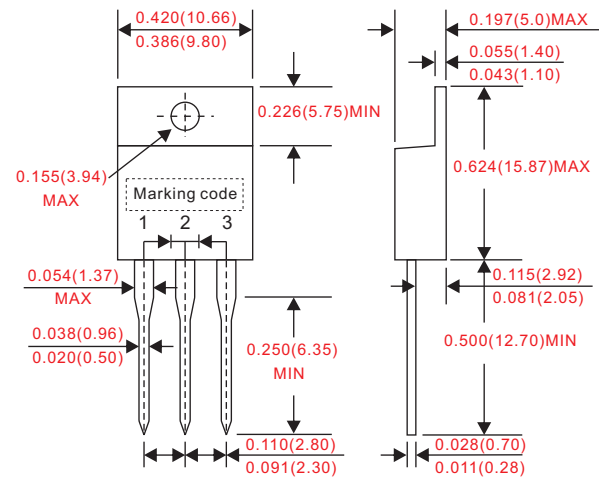
- Epoxy : UL94-V0 rated flame retardant.
- Case : JEDEC TO-220AB molded plastic body over passivated chip.
- Lead : Axial leads, solderable per MIL-STD-202, Method 208 guaranteed.
- Polarity: Color band denotes cathode end.
- Mounting Position : Any.
- Weight : Approximated 2.25 gram.

■ Maximum ratings and electrical characteristics

Rating at 25°C ambient temperature unless otherwise specified. Single phase, half wave, 60Hz, resistive or inductive load. For capacitive load, derate current by 20%.

■ Outline

TO-220AB



Parameter	Conditions	Symbol	MIN.	TYP.	MAX.	UNIT
Forward rectified current	See Fig.1	I_o			20	A
Forward surge current	8.3ms single half sine-wave superimposed on rate load (JEDEC method)	I_{FSM}			150	A
Reverse current	$V_R = V_{RRM}$ $T_A = 25^\circ\text{C}$	I_R			0.5	mA
	$V_R = V_{RRM}$ $T_A = 100^\circ\text{C}$				20	
Diode junction capacitance	f=1MHz and applied 4V DC reverse voltage	C_j		250		pF
Thermal resistance	Junction to ambient	$R_{\theta JA}$		55		°C/W
Storage temperature		T_{STG}	-55		+175	°C

Symbol	Marking code	Max. repetitive peak reverse voltage V_{RRM} (V)	Max. RMS voltage V_{RMS} (V)	Max. DC blocking voltage V_R (V)	Max. forward voltage @10A, $T_A = 25^\circ\text{C}$ V_F (V)	Operating temperature T_J (°C)
SB2040CT	SB2040CT	40	28	40	0.55	-55 ~ +150
SB2045CT	SB2045CT	45	31.5	45		
SB2060CT	SB2060CT	60	42	60	0.70	
SB2065CT	SB2065CT	65	45.5	65		

■ Rating and characteristic curves

Fig.1 - Forward Current Derating Curve

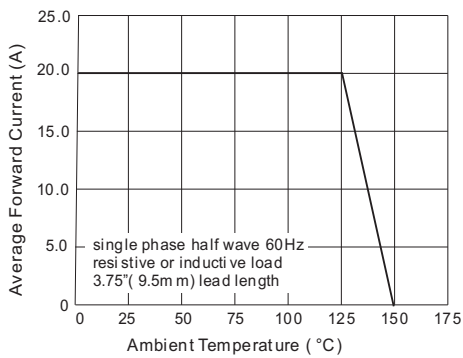


Fig. 2 - Maximum Non-Repetitive Peak Forward Surge Current

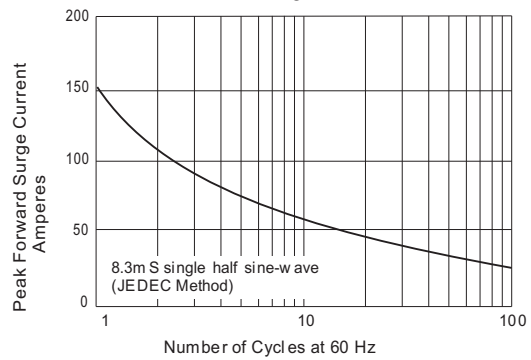


Fig. 3 - Instantaneous Forward Characteristics

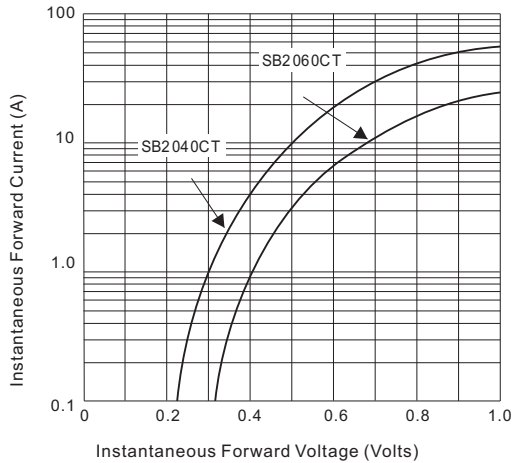
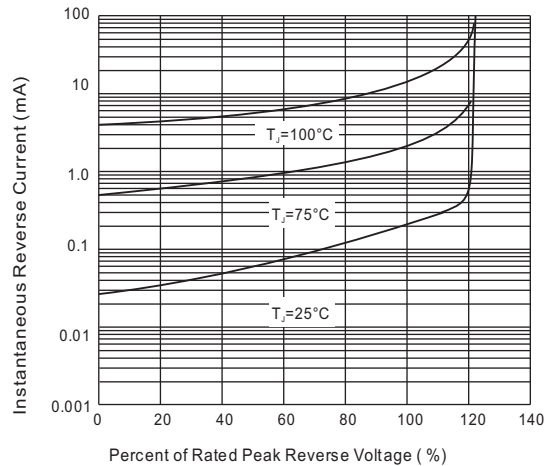


Fig. 4 - Reverse Characteristics



- CITC reserves the right to make changes to this document and its products and specifications at any time without notice.
- Customers should obtain and confirm the latest product information and specifications before final design, purchase or use.
- CITC makes no warranty, representation or guarantee regarding the suitability of its products for any particular purpose, nor does CITC assume any liability for application assistance or customer product design.
- CITC does not warrant or accept any liability with products which are purchased or used for any unintended or unauthorized application.
- No license is granted by implication or otherwise under any intellectual property rights of CITC.
- CITC products are not authorized for use as critical components in life support devices or systems without express written approval of CITC.