

## Printed-circuit board connector - GIC 2,5/12-STF-7,62 - 1858976

Please be informed that the data shown in this PDF Document is generated from our Online Catalog. Please find the complete data in the user's documentation. Our General Terms of Use for Downloads are valid (<http://phoenixcontact.com/download>)

Plug component, Nominal current: 12 A, Rated voltage (III/2): 630 V, Number of positions: 12, Pitch: 7.62 mm, Connection method: Screw connection, Color: green, Contact surface: Tin



The figure shows a 10-position version of the product

### Product Features

- Plug-in direction parallel to the conductor axis
- Plug for shock-proof 630 V applications (III/2)



### Key commercial data

|                                      |           |
|--------------------------------------|-----------|
| Packing unit                         | 1 pc      |
| Weight per Piece (excluding packing) | 24.59 GRM |
| Custom tariff number                 | 85366990  |
| Country of origin                    | Germany   |

### Technical data

#### Dimensions

|             |          |
|-------------|----------|
| Pitch       | 7.62 mm  |
| Dimension a | 83.82 mm |

#### General

|                             |                 |
|-----------------------------|-----------------|
| Range of articles           | GIC 2,5/...-STF |
| Insulating material group   | I               |
| Rated surge voltage (III/3) | 6 kV            |
| Rated surge voltage (III/2) | 6 kV            |
| Rated surge voltage (II/2)  | 6 kV            |
| Rated voltage (III/3)       | 400 V           |
| Rated voltage (III/2)       | 630 V           |
| Rated voltage (II/2)        | 1000 V          |

## Printed-circuit board connector - GIC 2,5/12-STF-7,62 - 1858976

### Technical data

#### General

|   |                     |
|---|---------------------|
| Connection in acc. with standard        | EN-VDE              |
| Nominal current $I_N$                   | 12 A                |
| Nominal cross section                   | 2.5 mm <sup>2</sup> |
| Maximum load current                    | 12 A                |
| Insulating material                     | PA                  |
| Inflammability class according to UL 94 | V0                  |
| Internal cylindrical gage               | A3                  |
| Stripping length                        | 7 mm                |
| Number of positions                     | 12                  |
| Screw thread                            | M3                  |
| Tightening torque, min                  | 0.5 Nm              |
| Tightening torque max                   | 0.6 Nm              |

#### Connection data

|   |                      |
|---|----------------------|
| Conductor cross section solid min.  | 0.2 mm <sup>2</sup>  |
| Conductor cross section solid max.  | 2.5 mm <sup>2</sup>  |
| Conductor cross section stranded min.   | 0.2 mm <sup>2</sup>  |
| Conductor cross section stranded max.   | 2.5 mm <sup>2</sup>  |
| Conductor cross section stranded, with ferrule without plastic sleeve min.              | 0.25 mm <sup>2</sup> |
| Conductor cross section stranded, with ferrule without plastic sleeve max.              | 2.5 mm <sup>2</sup>  |
| Conductor cross section stranded, with ferrule with plastic sleeve min.                 | 0.25 mm <sup>2</sup> |
| Conductor cross section stranded, with ferrule with plastic sleeve max.                 | 2.5 mm <sup>2</sup>  |
| Conductor cross section AWG/kcmil min.  | 24                   |
| Conductor cross section AWG/kcmil max   | 12                   |
| 2 conductors with same cross section, solid min.  | 0.2 mm <sup>2</sup>  |
| 2 conductors with same cross section, solid max.  | 1 mm <sup>2</sup>    |
| 2 conductors with same cross section, stranded min.                                     | 0.2 mm <sup>2</sup>  |
| 2 conductors with same cross section, stranded max.                                     | 1.5 mm <sup>2</sup>  |
| 2 conductors with same cross section, stranded, ferrules without plastic sleeve, min.   | 0.25 mm <sup>2</sup> |
| 2 conductors with same cross section, stranded, ferrules without plastic sleeve, max.   | 1 mm <sup>2</sup>    |
| 2 conductors with same cross section, stranded, TWIN ferrules with plastic sleeve, min. | 0.5 mm <sup>2</sup>  |
| 2 conductors with same cross section, stranded, TWIN ferrules with plastic sleeve, max. | 1 mm <sup>2</sup>    |
| Minimum AWG according to UL/CUL   | 30                   |
| Maximum AWG according to UL/CUL   | 12                   |

# Printed-circuit board connector - GIC 2,5/12-STF-7,62 - 1858976

## Classifications

### eCl@ss

|            |          |
|------------|----------|
| eCl@ss 4.0 | 272607xx |
| eCl@ss 4.1 | 27260701 |
| eCl@ss 5.0 | 27260701 |
| eCl@ss 5.1 | 27260701 |
| eCl@ss 6.0 | 27260704 |
| eCl@ss 7.0 | 27440402 |
| eCl@ss 8.0 | 27440309 |

### ETIM

|          |          |
|----------|----------|
| ETIM 3.0 | EC001121 |
| ETIM 4.0 | EC002638 |
| ETIM 5.0 | EC002638 |

### UNSPSC

|               |          |
|---------------|----------|
| UNSPSC 6.01   | 30211810 |
| UNSPSC 7.0901 | 39121409 |
| UNSPSC 11     | 39121409 |
| UNSPSC 12.01  | 39121409 |
| UNSPSC 13.2   | 39121409 |

## Approvals

### Approvals

---

#### Approvals

CSA / UL Recognized / VDE Gutachten mit Fertigungsüberwachung / cUL Recognized / GOST / IECCEB Scheme / GOST / CCA / cULus Recognized

---

#### Ex Approvals

---

#### Approvals submitted

---


#### Approval details

# Printed-circuit board connector - GIC 2,5/12-STF-7,62 - 1858976


## Approvals

CSA 


|                                | B     | D     |
|--------------------------------|-------|-------|
| mm <sup>2</sup> /AWG/kcmil     | 28-12 | 28-12 |
| Nominal current I <sub>N</sub> | 10 A  | 10 A  |
| Nominal voltage U <sub>N</sub> | 300 V | 300 V |

UL Recognized 

|                                | B     | D     |
|--------------------------------|-------|-------|
| mm <sup>2</sup> /AWG/kcmil     | 30-12 | 30-12 |
| Nominal current I <sub>N</sub> | 12 A  | 10 A  |
| Nominal voltage U <sub>N</sub> | 250 V | 300 V |

VDE Gutachten mit Fertigungsüberwachung 

| mm <sup>2</sup> /AWG/kcmil     | 0.2-2.5 |
|--------------------------------|---------|
| Nominal current I <sub>N</sub> | 12 A    |
| Nominal voltage U <sub>N</sub> | 400 V   |

cUL Recognized 

|                                | B     | D     |
|--------------------------------|-------|-------|
| mm <sup>2</sup> /AWG/kcmil     | 30-12 | 30-12 |
| Nominal current I <sub>N</sub> | 12 A  | 10 A  |
| Nominal voltage U <sub>N</sub> | 250 V | 300 V |

GOST 

# Printed-circuit board connector - GIC 2,5/12-STF-7,62 - 1858976

## Approvals

|                                |         |
|--------------------------------|---------|
| IECEE CB Scheme                |         |
| mm <sup>2</sup> /AWG/kcmil     | 0.2-2.5 |
| Nominal current I <sub>N</sub> | 12 A    |
| Nominal voltage U <sub>N</sub> | 400 V   |

|      |  |
|------|--|
| GOST |  |
|------|--|

|                                |         |
|--------------------------------|---------|
| CCA                            |         |
| mm <sup>2</sup> /AWG/kcmil     | 0.2-2.5 |
| Nominal current I <sub>N</sub> | 12 A    |
| Nominal voltage U <sub>N</sub> | 400 V   |

|                  |  |
|------------------|--|
| cULus Recognized |  |
|------------------|--|

## Drawings

Dimensioned drawing

