


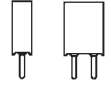
## Series 800

PCB connectors 2.54 mm  
Single row / double row  
Solder tail






### Receptacles, solder tail

Accept square pins  $\square$  0.635 mm  
and round pins  $\varnothing$  0.70–0.80 mm



For corresponding pin connectors see pages 30 to 35

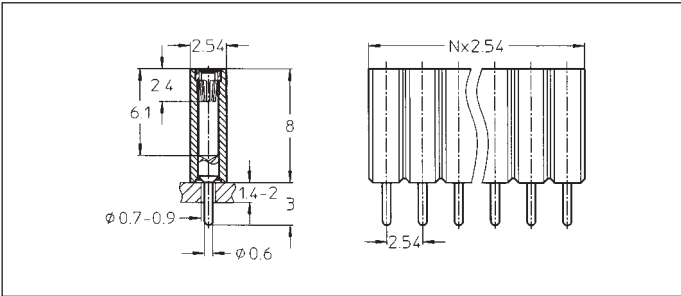
Platings	Sleeve 	Clip 	Pin 
91	5 $\mu$ m Sn Pb	0.25 $\mu$ m Au	
93	5 $\mu$ m Sn Pb	0.75 $\mu$ m Au	
99	5 $\mu$ m Sn Pb	5 $\mu$ m Sn Pb	

### Ordering information

Replace **xxx** with the number of poles, e.g. 803-91-**xxx**-10-003  
for a double row version with 8 pins per row becomes:  
803-91-**016**-10-003

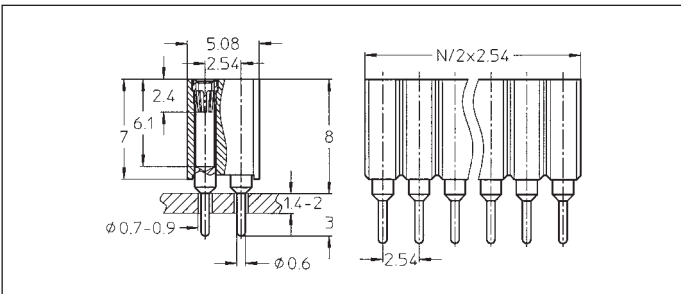
### Option:

Triple row on request



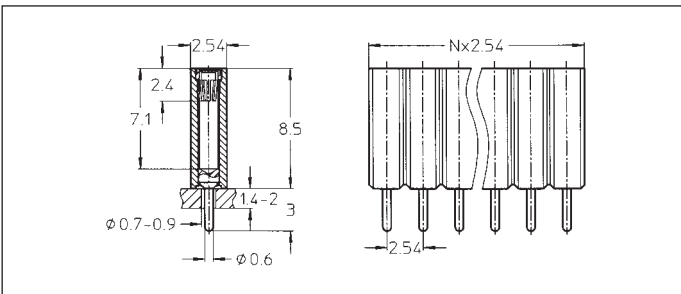
- 801-91-xxx-10-003
- 801-93-xxx-10-003
- 801-99-xxx-10-003

Straight receptacle height 8 mm:  
solder tail, single row  
Availability from: 1 to 36 contacts  
Standard number of contacts 36



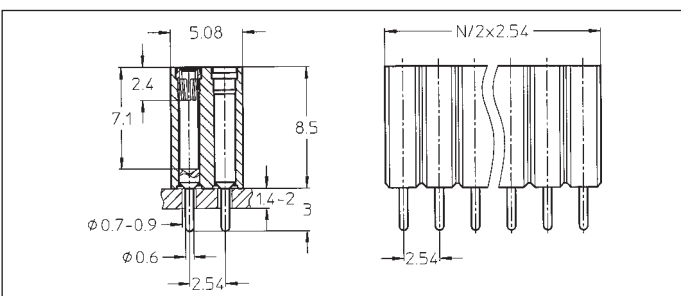
- 803-91-xxx-10-003
- 803-93-xxx-10-003
- 803-99-xxx-10-003

Straight receptacle height 8 mm:  
solder tail, double row  
Availability from: 4 to 100  
contacts  
Standard number of contacts 72  
and 100



- 801-91-xxx-10-005
- 801-93-xxx-10-005
- 801-99-xxx-10-005

Straight receptacle height  
8.5 mm: solder tail, single row  
Availability from: 1 to 36 contacts  
Standard number of contacts 36



- 803-91-xxx-10-005
- 803-93-xxx-10-005
- 803-99-xxx-10-005

Straight receptacle height  
8.5 mm: solder tail, double row  
Availability from: 4 to 100  
contacts  
Standard number of contacts 100