

## Data

### Electrical data

### Ratings per IEC/EN

Nominal voltage (III/3)	800 V
Rated current	14 A

### Ex information

Rated current (Ex e II)	12 A
-------------------------	------

### Physical data

Width	27 mm / 1.063 inch
-------	--------------------

Subject to changes. Please also observe the further product documentation!

WAGO GmbH & Co. KG  
Hansastr. 27  
32423 Minden  
Phone: +49571 887-0 | Fax: +49571 887-169  
Email: [info.de@wago.com](mailto:info.de@wago.com) | Web: [www.wago.com](http://www.wago.com)

Do you have any questions about our products?  
We are always happy to take your call at +49 (571) 887-44222.



Height	4.1 mm / 0.161 inch
Depth	19 mm / 0.748 inch
Jumper assignment	8-way

**Material data**

Color	red
Fire load	0.019 MJ
Weight	2.3 g

**Commercial data**

Product Group	22 (TOPJOB S)
PU (SPU)	25 Stück
Packaging type	bag
Country of origin	DE
GTIN	4050821870852
Customs tariff number	85366990990

**Downloads****Documentation****Bid Text**

2000-408/000-005 X81 - Datei	2019. 2. 19.	xml 2.6 kB	Download
2000-408/000-005 doc - Datei	2017. 4. 27.	doc 24.1 kB	Download

**Additional Information**

Technical explanations	pdf 2.2 MB	Download
------------------------	---------------	----------

**CAD/CAE-Data****CAD data**

2D/3D Models 2000-408/000-005	URL	Download
-------------------------------	-----	----------

**CAE data**

EPLAN Data Portal 2000-408/000-005	URL	Download
------------------------------------	-----	----------

Subject to changes. Please also observe the further product documentation!

WSCAD Universe 2000-408/000-005	URL	Download
ZUKEN Portal 2000-408/000-005	URL	Download
EPLAN Data Portal 2000-408/000-005	URL	Download
WSCAD Universe 2000-408/000-005	URL	Download

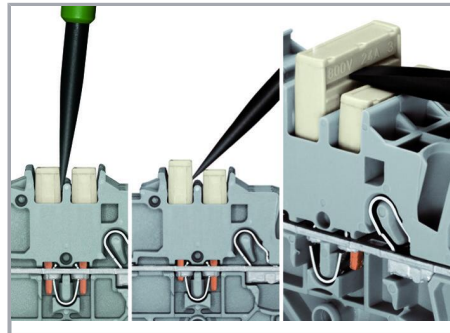

## Environmental Product Compliance

### Compliance Search

Environmental Product Compliance 2000-408/000-005 Jumper; 8-way; insulated; red	URL	Download
--	-----	----------

## Installation Notes

### Commoning



The push-in type jumper bar system is based on the common plug and socket principle. Each terminal block is spring-loaded with a double socket and a resilient CrNi steel spring. The jumper contact material is pure electrolytic copper, which allows for an extremely small design capable of carrying the full-rated current of the terminal block. Ground terminal blocks can also be commoned using the same jumper system. Custom jumpers are created by breaking and removing jumper contacts (2000, 2001, 2002, 2004 Series).


### Removing a push-in type jumper bar:

Insert the operating tool between the jumper and partition wall of the dual jumper slots, then lift up the jumper.

Place the operating tool in the center of jumpers for up to five contacts (see above), or alternately on both sides for jumpers with more than five contacts.

Subject to changes. Please also observe the further product documentation!

**Commoning**




**Push-in type jumper bars**

Custom push-in type jumper bars are created by breaking off jumper contacts.

500 V


300 V



**Push-in type jumper bars**

Marking with a felt-tip pen.

**Commoning**




For example, colored push-in type jumper bars are used with sensor terminal blocks.

**Commoning**

Subject to changes. Please also observe the further product documentation!




Stepping down via push-in type jumper bar.



Stepping down via push-in type jumper bar:


Commoning via closed terminal side with end plate allows jumpering over two cross-section sizes, e.g., from 16 mm<sup>2</sup> (6 AWG) to 6 mm<sup>2</sup> (10 AWG) or from 6 mm<sup>2</sup> (10 AWG) to 2.5 mm<sup>2</sup> (14 AWG) (see illustration above).



Stepping down via push-in type jumper bar:

Commoning via open terminal side with end plate allows jumpering over two cross-section sizes for 16 mm<sup>2</sup> (6 AWG) and 10 mm<sup>2</sup> (8 AWG) and one cross-section size for 6/4/2.5 mm<sup>2</sup> (10/12/14 AWG). An example: from 16 mm<sup>2</sup> (6 AWG) to 6 mm<sup>2</sup> (10 AWG) (see illustration above) or from 10 mm<sup>2</sup> (8 AWG) to 4 mm<sup>2</sup> (12 AWG).

Subject to changes. Please also observe the further product documentation!



**Note:**

The total current of the outgoing circuits must not exceed the nominal current of the step-down jumper/push-in type jumper bar.

**Product family**

**TOPJOB® S**

TOPJOB® S: In various industrial applications and modern building installations, WAGO's wide and versatile range of rail-mount terminal blocks provides more than just reliable electrical connections.

[Show all products from the family](#)

Subject to changes. Please also observe the further product documentation!