



# 1SMB5921-AU~1SMB5942-AU

## SURFACE MOUNT SILICON ZENER DIODE

**VOLTAGE** 6.8 to 51 Volts **POWER** 1.5 Watts

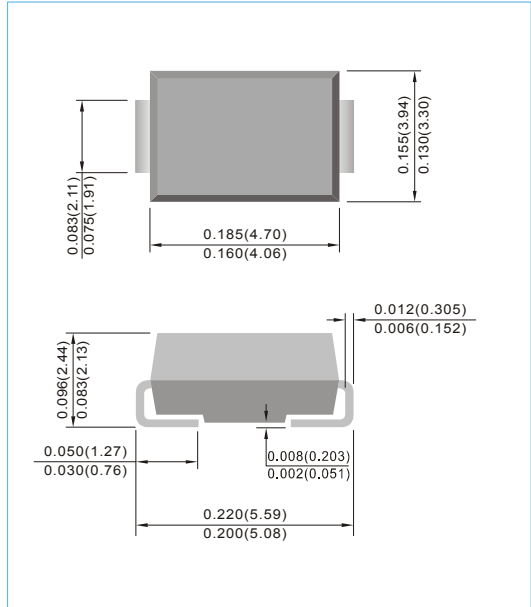
**SMB / DO-214AA** Unit : inch(mm)

### FEATURES

- For surface mounted applications in order to optimize board space.
- Low profile package
- Built-in strain relief
- Glass passivated junction
- Low inductance
- Typical  $I_r$  less than 1.0 $\mu$ A above 12V
- Plastic package has Underwriters Laboratory Flammability Classification 94V-0
- High temperature soldering : 260°C /10 seconds at terminals
- Acquire quality system certificate : TS16949
- AEC-Q101 qualified
- Lead free in comply with EU RoHS 2002/95/EC directives

### MECHANICAL DATA

- Case: JEDEC DO-214AA, Molded plastic over passivated junction.
- Terminals: Solder plated, solderable per MIL-STD-750, Method 2026
- Polarity: Color band denotes cathode end
- Standard Packaging: 12mm tape (EIA-481)
- Weight: 0.0032 ounce, 0.092 gram



## MAXIMUM RATINGS AND ELECTRICAL CHARACTERISTICS

Ratings at 25°C ambient temperature unless otherwise specified.

Parameter	Symbol	Value	Units
Peak Pulse Power Dissipation on $T_L=75^\circ\text{C}$ (Note A) Derate above $75^\circ\text{C}$	$P_D$	1.5	Watts
Peak Forward Surge Current 8.3ms single half sine-wave superimposed on rated load (JEDEC method)	$I_{FSM}$	10	Amps
Operating Junction and Storage Temperature Range	$T_J, T_{STG}$	-55 to +150	$^\circ\text{C}$

### NOTES:

- Mounted on 5.0mm2 (.013mm thick) land areas.
- Measured on 8.3ms, and single half sine-wave or equivalent square wave, duty cycle=4 pulses per minute maximum.

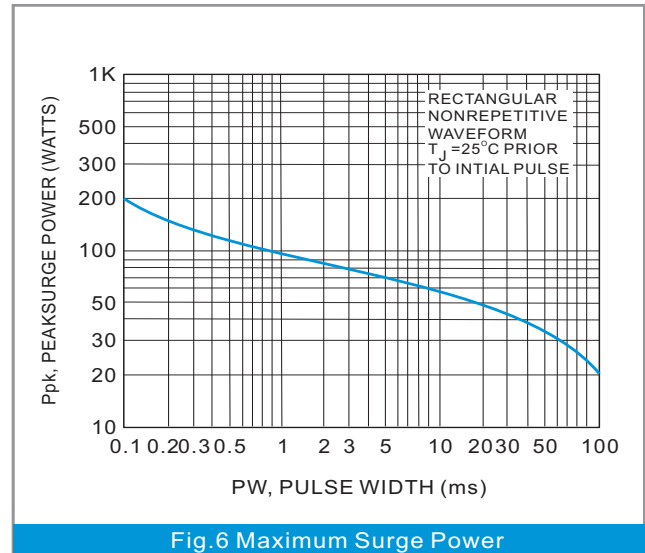
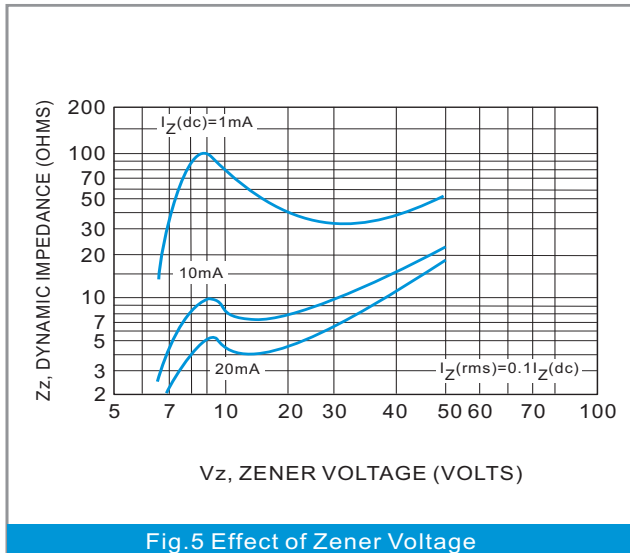
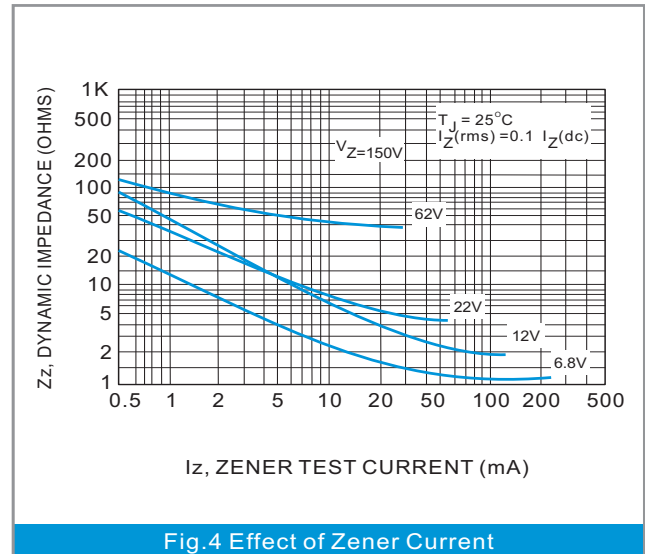
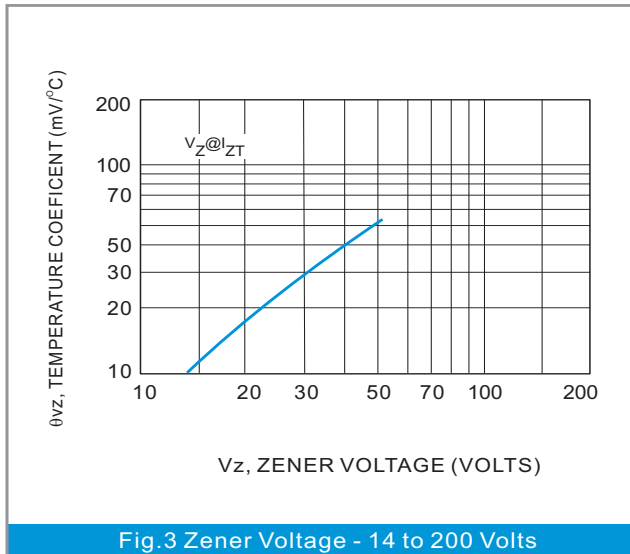
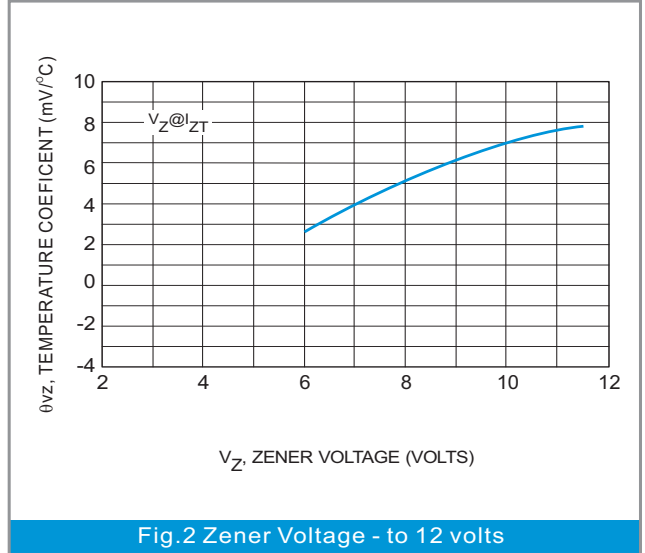
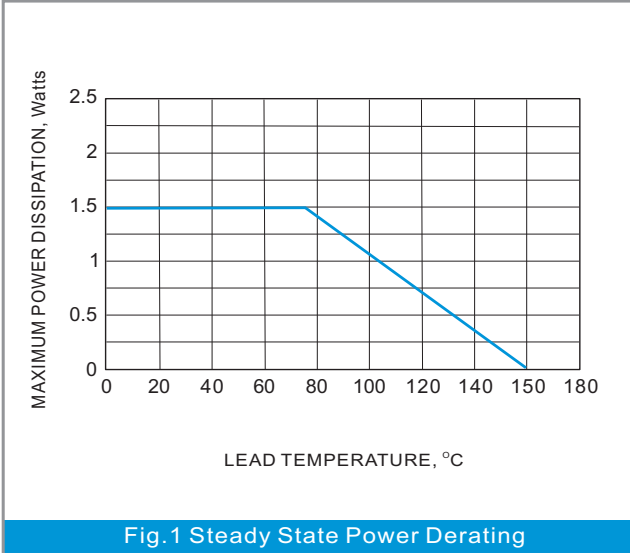


## 1SMB5921-AU~1SMB5942-AU

Part Number	Nominal Zener Voltage			Maximum Zener Impedance				Max. Reverse Leakage Current		Marking Code
	V <sub>Z</sub> @ I <sub>ZT</sub>			Z <sub>ZT</sub> @ I <sub>ZT</sub>		Z <sub>ZK</sub> @ I <sub>ZK</sub>		I <sub>R</sub>	V <sub>R</sub>	
	Nom V	MinV	Max V	Ω	mA	Ω	mA	μA	V	
1SMB5921-AU	6.8	6.46	7.14	3	55.1	200	1	5	5.2	921B
1SMB5922-AU	7.5	7.13	7.88	3	50	400	0.5	5	6	922B
1SMB5923-AU	8.2	7.79	8.61	4	45.7	400	0.5	5	6.5	923B
1SMB5924-AU	9.1	8.65	9.56	4	41.2	500	0.5	5	7	924B
1SMB5925-AU	10	9.5	10.5	5	37.5	500	0.25	5	8	925B
1SMB5926-AU	11	10.45	11.55	6	34.1	550	0.25	1	8.4	926B
1SMB5927-AU	12	11.4	12.6	7	31.2	550	0.25	1	9.1	927B
1SMB5928-AU	13	12.35	13.65	7	28.8	550	0.25	1	9.9	928B
1SMB5929-AU	15	14.25	15.75	9	25	600	0.25	1	11.4	929B
1SMB5930-AU	16	15.2	16.8	10	23.4	600	0.25	1	12.2	930B
1SMB5931-AU	18	17.1	18.9	12	20.8	650	0.25	1	13.7	931B
1SMB5932-AU	20	19	21	14	18.7	650	0.25	1	15.2	932B
1SMB5933-AU	22	20.9	23.1	18	17	650	0.25	1	16.7	933B
1SMB5934-AU	24	22.8	25.2	19	15.6	700	0.25	1	18.2	934B
1SMB5935-AU	27	25.65	28.35	23	13.9	700	0.25	1	20.6	935B
1SMB5936-AU	30	28.5	31.5	26	12.5	750	0.25	1	22.8	936B
1SMB5937-AU	33	31.35	34.65	33	11.4	800	0.25	1	25.1	937B
1SMB5938-AU	36	34.2	37.8	38	10.4	850	0.25	1	27.4	938B
1SMB5939-AU	39	37.05	40.95	45	9.6	900	0.25	1	29.7	939B
1SMB5940-AU	43	40.85	45.15	53	8.7	950	0.25	1	32.7	940B
1SMB5941-AU	47	44.65	49.35	67	8	1000	0.25	1	35.8	941B
1SMB5942-AU	51	48.45	53.55	70	7.3	1100	0.25	1	38.8	942B



# 1SMB5921-AU~1SMB5942-AU





## 1SMB5921-AU~1SMB5942-AU

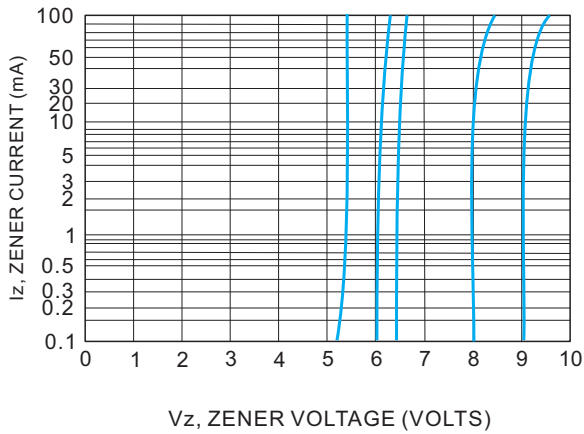


Fig.7  $V_z = 6.8$  thru 10 Volts

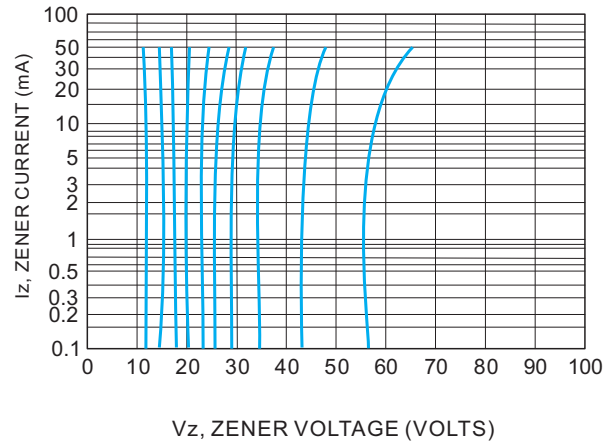


Fig.8  $V_z = 12$  thru 82 Volts

### NOTE 3. ZENER VOLTAGE ( $V_z$ ) MEASUREMENT

Nominal zener voltage is measured with the device function in thermal equilibrium with ambient temperature at 25°C

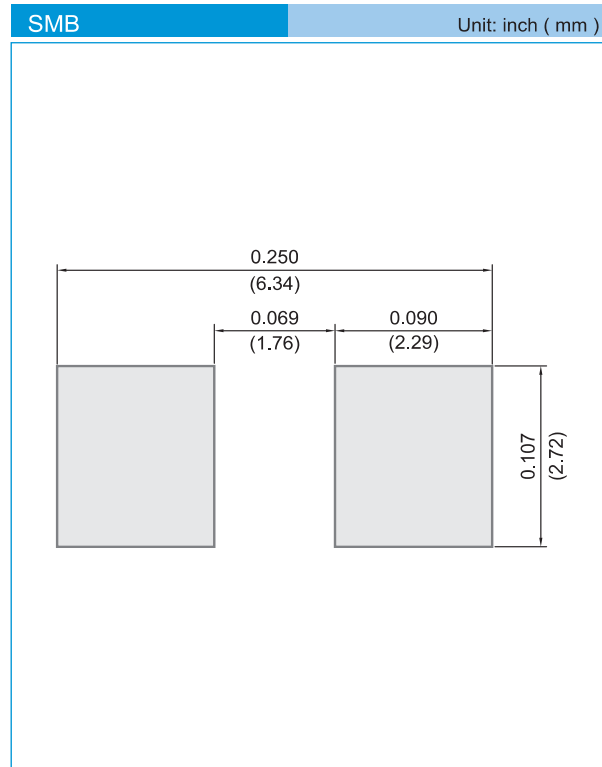
### NOTE 4. ZENER IMPEDANCE ( $Z_z$ ) DERIVATION

$Z_{zt}$  and  $Z_{zk}$  are measured by dividing the ac voltage drop across the device by the ac current applied. The specified limits are for  $I_z(ac) = 0.1 I_z, (dc)$  with the ac frequency = 60Hz



# 1SMB5921-AU~1SMB5942-AU

## MOUNTING PAD LAYOUT



## ORDER INFORMATION

- Packing information
  - T/R - 3K per 13" plastic Reel
  - T/R - 0.5Kper 7" plastic Reel



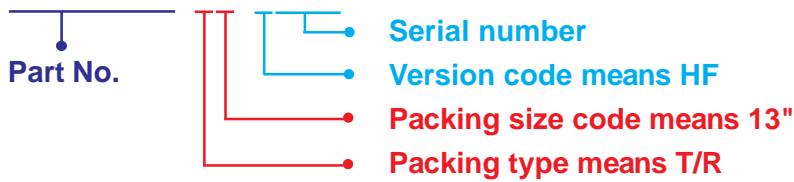
## 1SMB5921-AU~1SMB5942-AU

### Part No\_packing code\_Version

1SMB5921-AU\_R1\_000A1  
 1SMB5921-AU\_R1\_100A1  
 1SMB5921-AU\_R2\_000A1  
 1SMB5921-AU\_R2\_100A1

For example :

**RB500V-40\_R2\_00001**



Packing Code <b>XX</b>				Version Code <b>XXXXX</b>		
Packing type	1 <sup>st</sup> Code	Packing size code	2 <sup>nd</sup> Code	HF or RoHS	1 <sup>st</sup> Code	2 <sup>nd</sup> ~5 <sup>th</sup> Code
Tape and Ammunition Box (T/B)	<b>A</b>	N/A	<b>0</b>	<b>HF</b>	<b>0</b>	serial number
Tape and Reel (T/R)	<b>R</b>	7"	<b>1</b>	<b>RoHS</b>	<b>1</b>	serial number
Bulk Packing (B/P)	<b>B</b>	13"	<b>2</b>			
Tube Packing (T/P)	<b>T</b>	26mm	<b>X</b>			
Tape and Reel (Right Oriented) (TRR)	<b>S</b>	52mm	<b>Y</b>			
Tape and Reel (Left Oriented) (TRL)	<b>L</b>	PANASERT T/B CATHODE UP (PBCU)	<b>U</b>			
FORMING	<b>F</b>	PANASERT T/B CATHODE DOWN (PBCD)	<b>D</b>			



## 1SMB5921-AU~1SMB5942-AU

### Disclaimer

- Reproducing and modifying information of the document is prohibited without permission from Panjit International Inc..
- Panjit International Inc. reserves the rights to make changes of the content herein the document anytime without notification. Please refer to our website for the latest document.
- Panjit International Inc. disclaims any and all liability arising out of the application or use of any product including damages incidentally and consequentially occurred.
- Panjit International Inc. does not assume any and all implied warranties, including warranties of fitness for particular purpose, non-infringement and merchantability.
- Applications shown on the herein document are examples of standard use and operation. Customers are responsible in comprehending the suitable use in particular applications. Panjit International Inc. makes no representation or warranty that such applications will be suitable for the specified use without further testing or modification.
- The products shown herein are not designed and authorized for equipments requiring high level of reliability or relating to human life and for any applications concerning life-saving or life-sustaining, such as medical instruments, transportation equipment, aerospace machinery et cetera. Customers using or selling these products for use in such applications do so at their own risk and agree to fully indemnify Panjit International Inc. for any damages resulting from such improper use or sale.