

**WPD 304 3X25/6X16+9X10 3XRD****Weidmüller Interface GmbH & Co. KG**

Klingenbergstraße 26

D-32758 Detmold

Germany

www.weidmueller.com

**Power feed-in**

Our wide range of W-Series terminal blocks with our WPD main line branch terminals, which are optimised to guarantee both convenience and space gains, ensures a secure and convenient connection at the power feed-in.

**General ordering data**

Version	W-Series, Distribution block, Rated cross-section: Screw connection
Order No.	<a href="#">2725300000</a>
Type	WPD 304 3X25/6X16+9X10 3XRD
GTIN (EAN)	4050118796582
Qty.	1 pc(s).

Creation date September 14, 2021 3:38:38 AM CEST

Catalogue status 10.09.2021 / We reserve the right to make technical changes.

**WPD 304 3X25/6X16+9X10 3XRD**
**Weidmüller Interface GmbH & Co. KG**

Klingenbergstraße 26

D-32758 Detmold

Germany

www.weidmueller.com

**Technical data**
**Dimensions and weights**

Depth	49 mm	Depth (inches)	1.929 inch
Height	68 mm	Height (inches)	2.677 inch
Width	94.5 mm	Width (inches)	3.72 inch
Net weight	298 g		

**Temperatures**

Storage temperature	-25 °C...55 °C	Continuous operating temp., min.	-50 °C
Continuous operating temp., max.	130 °C		

**Environmental Product Compliance**

REACH SVHC	Lead 7439-92-1
------------	----------------

**Material data**

Material	Wemid	Colour	red
UL 94 flammability rating	V-0		

**System specifications**

Version	Screw connection	End cover plate required	No
Number of potentials	3	Number of levels	1
Number of clamping points per level	6	Number of potentials per tier	3
Levels cross-connected internally	Yes	Rail	Mounting plate, TS 35
N-function	No	PE function	No
PEN function	No		

**Additional technical data**

Open sides	closed	Type of mounting	Snap-on
------------	--------	------------------	---------

**Conductors for clamping (rated connection)**

Connection direction	on side	Type of connection	Screw connection
----------------------	---------	--------------------	------------------

**General**

Number of poles	3	Rail	Mounting plate, TS 35
Standards	IEC 60947-7-1, UL 1059		

**Rating data**

Rated AC voltage	1,000 V	Rated current	164 A
Current at maximum wires	101 A	Standards	IEC 60947-7-1, UL 1059

**Classifications**

ETIM 6.0	EC000897	ETIM 7.0	EC000897
ETIM 8.0	EC000897	ECLASS 9.0	27-14-11-20
ECLASS 9.1	27-14-11-20	ECLASS 10.0	27-14-11-20
ECLASS 11.0	27-14-11-20		

**Data sheet****WPD 304 3X25/6X16+9X10 3XRD****Weidmüller Interface GmbH & Co. KG**  
Klingenbergstraße 26  
D-32758 Detmold  
Germany

www.weidmueller.com

**Technical data****Approvals**

Approvals



ROHS

Conform

**Downloads**Approval/Certificate/Document of  
Conformity[Declaration of Conformity](#)

Catalogues

[Catalogues in PDF-format](#)

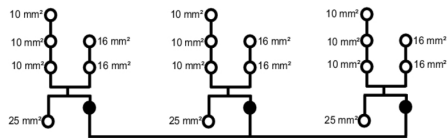
**Data sheet**

**WPD 304 3X25/6X16+9X10 3XRD**

**Weidmüller Interface GmbH & Co. KG**  
Klingenbergstraße 26  
D-32758 Detmold  
Germany

[www.weidmueller.com](http://www.weidmueller.com)

**Drawings**



## Power distribution

### Screw connection

#### W-Series

#### WPD 104 1x25+1x16/2x16+3x10



Width / Height / Depth	mm
max. current / max. conductor	A/mm <sup>2</sup>
max. clamping range	mm <sup>2</sup>

#### Technical data

<b>Rated data</b>	
Rated voltage	V
Rated current	A
for wire cross-section	25 mm <sup>2</sup> mm <sup>2</sup>
Rated impulse withstand voltage / Pollution severity	
Overvoltage category / UL 94 flammability rating	
Approvals	
<b>Clamped conductors (H05V/H07V)</b>	
Solid / Stranded	25 mm <sup>2</sup> mm <sup>2</sup>
	16 mm <sup>2</sup> mm <sup>2</sup>
	10 mm <sup>2</sup> mm <sup>2</sup>
Flexible with ferrule	25 mm <sup>2</sup> mm <sup>2</sup>
	16 mm <sup>2</sup> mm <sup>2</sup>
	10 mm <sup>2</sup> mm <sup>2</sup>
Stripping length / Blade size	25 mm <sup>2</sup> mm/-
	16 mm <sup>2</sup> mm/-
	10 mm <sup>2</sup> mm/-
Tightening torque	Nm
<b>Note</b>	

#### Ordering data

<b>Version</b>	
	grey
	blue
	red
	black
<b>Note</b>	

#### Accessories

<b>Cross connection</b>	
	2-pole
	3-pole
<b>End bracket</b>	
	dark beige
	dark beige
<b>Screwdriver</b>	
	SET

#### WPD 104

25 mm<sup>2</sup>



31.5 / 49 / 68	10 mm <sup>2</sup>	16 mm <sup>2</sup>	25 mm <sup>2</sup>
101 / 25			
1.5...25			

#### IEC 60947-7-1 (Cu), UL 1059 (Cu+Al)

IEC	UL	CSA	EN 60079-7
1000	600	600	550
101	85	85	101
25	AWG 12...4	AWG 12...4	25
8 kV / 3			
III / V-0			

<b>Rated connection</b>	
2.5...25 / 2.5...25	
1.5...16 / 1.5...16	
1.5...10 / 1.5...10	
1.5...16	
1.5...10	
1.5...6	
12 / M5	
14 / M6	
19 / M6	

see appendix at the end of the chapter

Type	Qty.	Order No.
WPD 104 1x25+1x16/2x16+3x10 GY	1	1562000000
WPD 104 1x25+1x16/2x16+3x10 BL	1	2518250000
WPD 104 1x25+1x16/2x16+3x10 RD	1	2725260000
WPD 104 1x25+1x16/2x16+3x10 BK	1	2725360000

Type	Qty.	Order No.
WQB WPD X04/2	20	1561980000
WQB WPD X04/3	20	1561990000
WEW 35/2	100	1061200000
AEB 35 SC/1	50	1991920000
SDK PZ2 X 100	1	2749450000
SK WSD-S 1,5-10,0	1	9008850000

#### WPD 204

25 mm<sup>2</sup>



63 / 49 / 68	10 mm <sup>2</sup>	16 mm <sup>2</sup>	25 mm <sup>2</sup>
101 / 25			
1.5...25			

#### IEC 60947-7-1 (Cu), UL 1059 (Cu+Al)

IEC	UL	CSA	EN 60079-7
1000	600	600	550
101	85	85	101
25	AWG 12...4	AWG 12...4	25
8 kV / 3			
III / V-0			

<b>Rated connection</b>	
2.5...25 / 2.5...25	
1.5...16 / 1.5...16	
1.5...10 / 1.5...10	
1.5...16	
1.5...10	
1.5...6	
12 / M5	
14 / M6	
19 / M6	

see appendix at the end of the chapter

Type	Qty.	Order No.
WPD 204 2X25/4X16+6X10 2XGY	1	1562150000
WPD 204 2X25/4X16+6X10 2XBL	1	2518330000
WPD 204 2x25/4x16+6x10 2xRD	1	2725290000
WPD 204 2x25/4x16+6x10 2xBK	1	2725390000

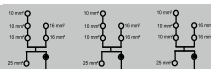
Type	Qty.	Order No.
WEW 35/2	100	1061200000
AEB 35 SC/1	50	1991920000
SDK PZ2 X 100	1	2749450000
SK WSD-S 1,5-10,0	1	9008850000

WPD 304

25 mm<sup>2</sup>



94.5 / 49 / 68  
101 / 25  
1.5...25



IEC 60947-7-1 (Cu), UL 1059 (Cu+Al)

IEC	UL	CSA	EN 60079-7
1000	600	600	550
101	85	85	101
25	AWG 12...4	AWG 12...4	25
8 kV / 3			
III / V-0			

Rated connection

2.5...25 / 2.5...25
1.5...16 / 1.5...16
1.5...10 / 1.5...10
1.5...16
1.5...10
1.5...6
12 / M5
14 / M6
19 / M6

see appendix at the end of the chapter




**B**



Type	Qty.	Order No.
WPD 304 3X25/6X16+9X10 3XGY	1	1562160000
WPD 304 3X25/6X16+9X10 3XBL	1	2518340000
WPD 304 3x25/6x16+9x10 3xRD	1	2725300000
WPD 304 3x25/6x16+9x10 3xBK	1	2725400000

Type	Qty.	Order No.
WEW 35/2	100	1061200000
AEB 35 SC/1	50	1991920000
SDK P22 X 100	1	2749450000
SK WSD-S 1,5-10,0	1	9008850000

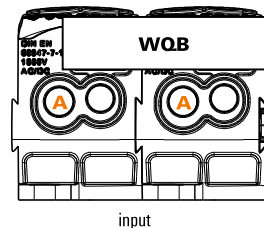
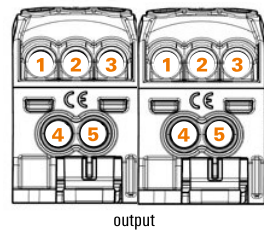


**Power distribution**  
**Screw connection**

**Conductor connection data according to IEC 60947-7-1 (Cu), UL 1059 (Cu+Al)**

Input	connection point A			
	Copper		Aluminium*	
25 mm <sup>2</sup>	2,5 Nm	2,5 Nm	5,1 Nm	5,1 Nm
16 mm <sup>2</sup>				
10 mm <sup>2</sup>				
6 mm <sup>2</sup>				
4 mm <sup>2</sup>				
2,5 mm <sup>2</sup>				
1,5 mm <sup>2</sup>				
Stripping lengths	19 mm			
Allen screw	M6			

\* Values according to UL 1059

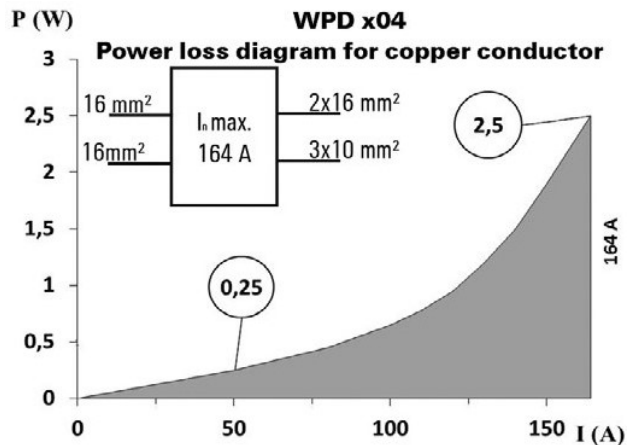


Output	connection point 1/2/3				connection point 4/5				connection point B			
	Copper		Aluminium*		Copper		Aluminium*		Copper		Aluminium*	
16 mm <sup>2</sup>	2 Nm	2 Nm	5,1 Nm	2,5 Nm	2,5 Nm	5,1 Nm	5,1 Nm	2,5 Nm	2,5 Nm	5,1 Nm	5,1 Nm	
10 mm <sup>2</sup>												
6 mm <sup>2</sup>												
4 mm <sup>2</sup>												
2,5 mm <sup>2</sup>												
1,5 mm <sup>2</sup>												
Stripping lengths	12 mm				14 mm				19 mm			
Allen screw	M5				M6				M6			





\* Values according to UL 1059















**B**



### UL Rating data according to UL 1059

Certificate no. (UR)		XCFR2.E60693			
connection point A					
Input (line)	Copper		Aluminium		
					
AWG 4	22.1 Lb In.	22.1 Lb In.	45.1 Lb In.	45.1 Lb In.	
AWG 6					
AWG 8					
AWG 10					
AWG 12					
max. current	85 A	65 A	65 A	50 A	
Voltage size B,C (UR)	600 V				

output (load)	connection point 1/2/3				connection point 4/5				connection point B			
	Copper		Aluminium		Copper		Aluminium		Copper		Aluminium	
												
AWG 4	22.1 Lb In.	22.1 Lb In.	45.1 Lb In.	45.1 Lb In.	22.1 Lb In.	22.1 Lb In.	45.1 Lb In.	45.1 Lb In.	22.1 Lb In.	22.1 Lb In.	45.1 Lb In.	45.1 Lb In.
AWG 6												
AWG 8												
AWG 10												
AWG 12												
AWG 14												
AWG 16												
max. current	65 A	50 A	50 A		85 A	65 A	65 A	50 A	65 A	50 A	50 A	
Voltage size B,C (UR)	600 V											



  
 Mehrdrahrig      Eindrahrig      Feindrahrig mit Aderendhule

### CSA-Bemessungsdaten nach CSA 22.2 Nr. 158

Certificate No. (CSA)		269832			
	Input		Output		
	CP* A	CP* 1/2/3	CP* 4/5	CP*B	
AWG 4	2,5 Nm.	2,5 Nm	2,5 Nm	2,5 Nm	2,5 Nm
AWG 6					
AWG 8					
AWG 10					
AWG 12					
AWG 14					
AWG 16					
max. current	85 A	50 A	50 A	65 A	
Voltage size C (CSA)	600 V				
* CP - connection point					

**B**

