


ORDERING INFORMATION GANG JACK WITHOUT LEDs

MTJG	2	64	2	2	1
<p>SERIES INDICATOR MTJG = Ganged Telephone Jacks</p>	<p>NO. OF PORTS 2 thru 16</p>	<p>PORT SIZE / POSITIONS FILLED 64 = 6 position, 4 contacts (6P4C) 66 = 6 position, 6 contacts (6P6C) 88 = 8 position, 8 contacts (8P8C)</p>	<p>CONTACT PLATING X = Gold flash 0 = 15 µin. gold 1 = 30 µin. gold 2 = 50 µin. gold</p>	<p>HOUSING TYPE 2, 2B, 2C, 5, 7H, 7V, AR, C, G, J, N</p>	<p>HOUSING COLOR 1 = Black 2 = Medium Gray (Housing Type 7 only)</p>




MTJG-12-88JX1-FSG-PG



MTJG-2-88GX1-FSG

ORDERING INFORMATION GANG JACK WITH LEDs


MTJG	2	64	AR	2	1	LD
<p>SERIES INDICATOR MTJG = Ganged Telephone Jacks</p>	<p>NO. OF PORTS 2, 4, 6, 8, 12 or 16</p>	<p>PORT SIZE / POSITIONS FILLED 62 = 6 position, 2 contacts (6P2C) 64 = 6 position, 4 contacts (6P4C) 66 = 6 position, 6 contacts (6P6C) 88 = 8 position, 8 contacts (8P8C)</p>	<p>HOUSING TYPE AR</p>	<p>CONTACT PLATING X = Gold flash 0 = 15 µin. gold 1 = 30 µin. gold 2 = 50 µin. gold</p>	<p>HOUSING COLOR 1 = Black</p>	<p>LED Configuration See Chart Below</p>



MTJG-4-88ARX1-FSM-PG-LG



MTJG-4-88GX1-FSB



MTJG-3-667HX2

OPTIONS:

Add as suffix to basic part no.

FSX = Full metal shield

PG = Panel ground tabs

SMT = Surface mount tails with Hi-Temp insulator for hi-temp soldering processes up to 260°C

Add suffix to end of P/N:

LED CONFIGURATION		
SUFFIX	LED 1	LED 2
LA	YELLOW	YELLOW
LD	GREEN	GREEN
LG	YELLOW	GREEN
LH	GREEN	YELLOW
LI	ORANGE/ GREEN	ORANGE/ GREEN

