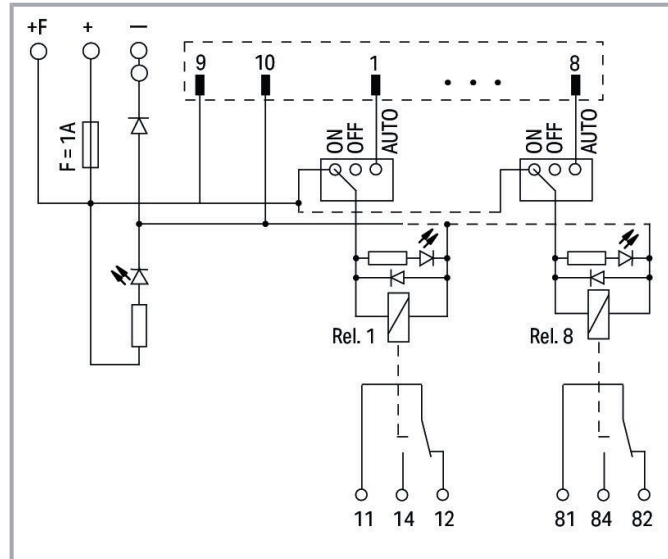


Data sheet | Item number: 704-5013

Interface module for system wiring; Pluggable connector per DIN 41651;
Male connector; 10-pole; 8-channel relay output; 1 changeover contact;
Triple-deck PCB terminal blocks; with manual operation; in mounting carrier;
2,50 mm²



www.wago.com/704-5013



Data

Electrical data

Inputs/outputs	8-channel relay output
Nominal operating voltage	DC 24 V
Operating voltage range	±10 %
Number of changeover/switchover contacts	1
Limiting continuous current	5 A
Switching voltage (max.)	AC 250 V; DC 48 V
Switching power (resistive) (max.)	AC 1250 VA; DC 50 W
Mechanical life	10 x 10 ⁶ switching operations
Status indicator	Green LED (channel) Yellow LED (power supply)
Internal fuse	Supply: 1 A; Relay output: -
WAGO Basic Relay	857-152
Specialty functions	with manual operation

Subject to changes. Please also observe the further product documentation!

WAGO GmbH & Co. KG
Hansastr. 27
32423 Minden
Phone: +49571 887-0 | Fax: +49571 887-169
Email: info.de@wago.com | Web: www.wago.com

Do you have any questions about our products?
We are always happy to take your call at +49 (571) 887-44222.



Safety and protection

Rated voltage	50 V
Rated surge voltage	0.8 kV
Pollution degree	2
Dielectric strength, control/load circuit (AC, 1 min)	4 kVrms
Dielectric strength, load/load circuit (AC, 1 min)	1 kVrms

Connection data

Compatible PLC Modules	Siemens S7-300 Siemens S7-1500 GE Fanuc 9030 Schneider TSX Schneider Modicon M340 Schneider Modicon Quantum Schneider Modicon TM3 Rockwell Compact Logix WAGO I/O System 753 WAGO I/O System 750 Omron CJ1W
Compatible PLC I/O Card Types	6ES7 322-1BF01-0AA0 6ES7 322-8BF00-0AB0 6ES7 323-1BH01-0AA0 6ES7 327-1BH00-0AB0 6ES7 326-2BF01-0AB0 6ES7 326-2BF10-0AB0 6ES7 522-1BF00-0AB0 IC693 MDL730 IC693 MDL732 TM3 DQ8T(G) TSX DSZ 04T22 TSX DSZ 08T2 TSX DSZ 08T2K TSX DMZ 16DTK TSX DSY 08T2 BMX DDM 16022 140 DDM 390 00 1769 - OB8 753-530 (x1) 750-1502 CJ1W-OD204
Pole No.	10
Connection type (1)	System
Pole number 1	10

Subject to changes. Please also observe the further product documentation!

WAGO GmbH & Co. KG
Hansastr. 27
32423 Minden
Phone: +49571 887-0 | Fax: +49571 887-169
Email: info.de@wago.com | Web: www.wago.com

Do you have any questions about our products?
We are always happy to take your call at +49 (571) 887-44222.



Pluggable connectors	DIN 41651 male connector
Mating direction	vertical
Connection type 2	Field
Pole number 2	24
Design 2	PCB terminal blocks (triple-deck)
WAGO Connector 2	WAGO 737 Series
Solid conductor 2	0.08 ... 2.5 mm ² / 28 ... 12 AWG
Fine-stranded conductor 2	0.08 ... 2.5 mm ² / 28 ... 12 AWG
Strip length 2	5 ... 6 mm / 0.2 ... 0.24 inch
Connection type (3)	Supply
Pole number 3	4
Design 3	PCB terminal blocks
WAGO Connector 3	WAGO 236 Series
Solid conductor 3	0.08 ... 2.5 mm ² / 28 ... 12 AWG
Fine-stranded conductor (3)	0.08 ... 2.5 mm ² / 28 ... 12 AWG
Strip length 3	5 ... 6 mm / 0.2 ... 0.24 inch
Note (conductor cross-section)	12 AWG: THHN, THWN

Physical data

Width	75 mm / 2.953 inch
Height	105 mm / 4.134 inch
Depth from upper edge of DIN-rail	65 mm / 2.559 inch

Mechanical data

Mounting type	DIN-35 rail
---------------	-------------

Material data

Contact material (relay)	AgSnO ₂
Fire load	1.178 MJ
Weight	240 g

Environmental requirements

Surrounding air temperature (operation)	-25 ... 40 °C
Surrounding air temperature (storage)	-40 ... 70 °C
Relative humidity	85% (non-condensing)





Subject to changes. Please also observe the further product documentation!

Commercial data





Product Group	30 ()
PU (SPU)	1 Stück
Packaging type	box
Country of origin	FR
GTIN	4045454980115
Customs tariff number	85366990990

Optional accessories

Marking accessories

Marking strip		
	Item no.: 2009-110 Marking strips; for Smart Printer; on reel; not stretchable; plain; snap-on type; white	www.wago.com/2009-110
	Item no.: 709-196 Marking strips; for laser printer; translucent	www.wago.com/709-196
	Item no.: 709-178 Marking strips; on reel; 7.5 mm wide; not stretchable; plain; snap-on type; white	www.wago.com/709-178
	Item no.: 709-177 Marking strips; on reel; 7.5 mm wide; not stretchable; plain; snap-on type; translucent	www.wago.com/709-177

Cables and pluggable connectors

System cable		
	Item no.: 706-2300/201-300 System cable; for Siemens S7-300; 8 digital outputs; Length: 3 m; Conductor cross-section: 0.14 mm ²	www.wago.com/706-2300/201-300
	Item no.: 706-2300/201-200 System cable; for Siemens S7-300; 8 digital outputs; Length: 2 m; Conductor cross-section: 0.14 mm ²	www.wago.com/706-2300/201-200
	Item no.: 706-2300/201-100 System cable; for Siemens S7-300; 8 digital outputs; Length: 1 m; Conductor cross-section: 0.14 mm ²	www.wago.com/706-2300/201-100
	Item no.: 706-7753/300-100 System cable; for WAGO-I/O-SYSTEM, 753 Series; 8 digital inputs or outputs; Length: 1 m; Conductor cross-section: 0.14 mm ²	www.wago.com/706-7753/300-100

Subject to changes. Please also observe the further product documentation!



Item no.: 706-7753/300-200

System cable; for WAGO-I/O-SYSTEM, 753 Series; 8 digital inputs or outputs; Length: 2 m; Conductor cross-section: 0.14 mm²

www.wago.com/706-7753/300-200



Item no.: 706-7753/302-200

System cable; for WAGO-I/O-SYSTEM, 750 Series; 8 digital inputs and 8 digital outputs; Length: 2 m; Conductor cross-section: 0.14 mm²

www.wago.com/706-7753/302-200



Item no.: 706-7753/302-100

System cable; for WAGO-I/O-SYSTEM, 750 Series; 8 digital inputs and 8 digital outputs; Length: 1 m; Conductor cross-section: 0.14 mm²

www.wago.com/706-7753/302-100

Connection cable



Item no.: 706-100/1301-200

Connection cable; 10-pole; Pluggable connector per DIN 41651; open-ended; Length: 2 m; Conductor cross-section: 0.14 mm²; UR components

www.wago.com/706-100/1301-200

Downloads

Documentation

Bid Text

704-5013 X81 - Datei	2019. 2. 19.	xml 4.3 kB	Download
704-5013 doc - Datei	2015. 11. 20.	doc 27.1 kB	Download

Additional Information

Disposal; Electrical and electronic equipment, Packaging	V 1.0.0	pdf 265.8 kB	Download
--	---------	-----------------	----------

System Description

WAGO System Wiring, Selection Guide This guide will help you select the appropriate interface modules and system cables for the controller you are using.		pdf 545.9 kB	Download
--	--	-----------------	----------

CAD/CAE-Data

CAE data

EPLAN Data Portal 704-5013		URL	Download
WSCAD Universe 704-5013		URL	Download

Subject to changes. Please also observe the further product documentation!



Environmental Product Compliance

Compliance Search

Environmental Product Compliance 704-5013

URL

Download

Interface module for system wiring; Pluggable connector per DIN 41651; Male connector; 10-pole; 8-channel relay output; 1 changeover contact; Triple-deck PCB terminal blocks; with manual operation; in mounting carrier; 2,50 mm²

Installation Notes

Subject to changes. Please also observe the further product documentation!

WAGO GmbH & Co. KG
Hansastr. 27
32423 Minden
Phone: +49571 887-0 | Fax: +49571 887-169
Email: info.de@wago.com | Web: www.wago.com

Do you have any questions about our products?
We are always happy to take your call at +49 (571) 887-44222.