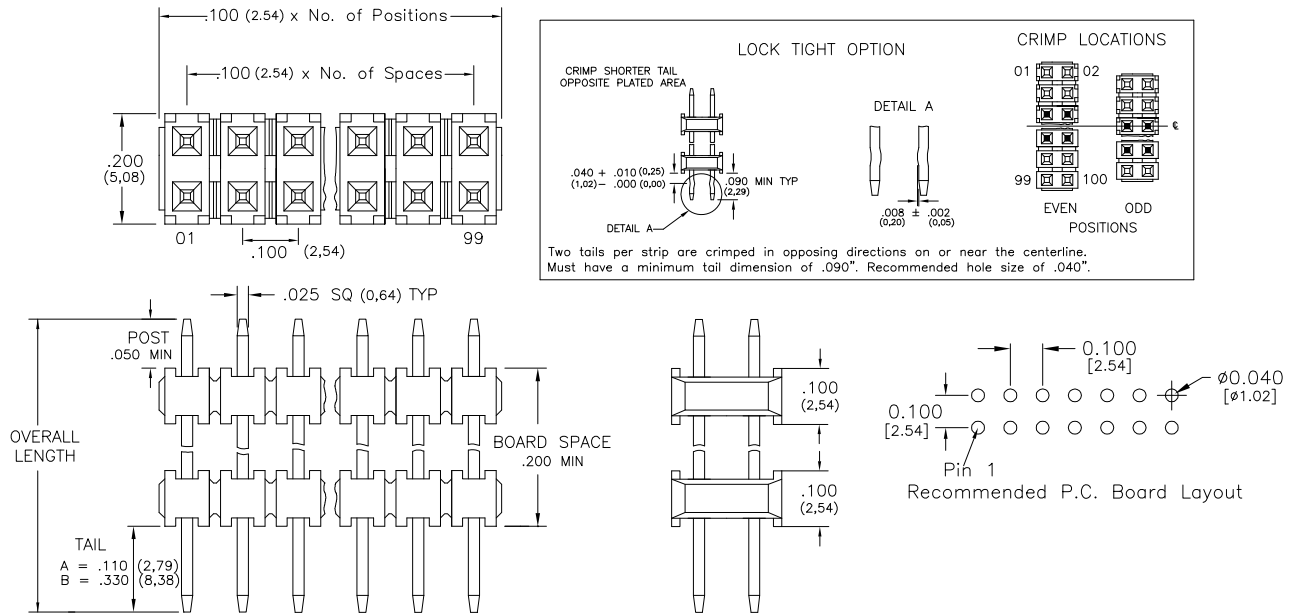
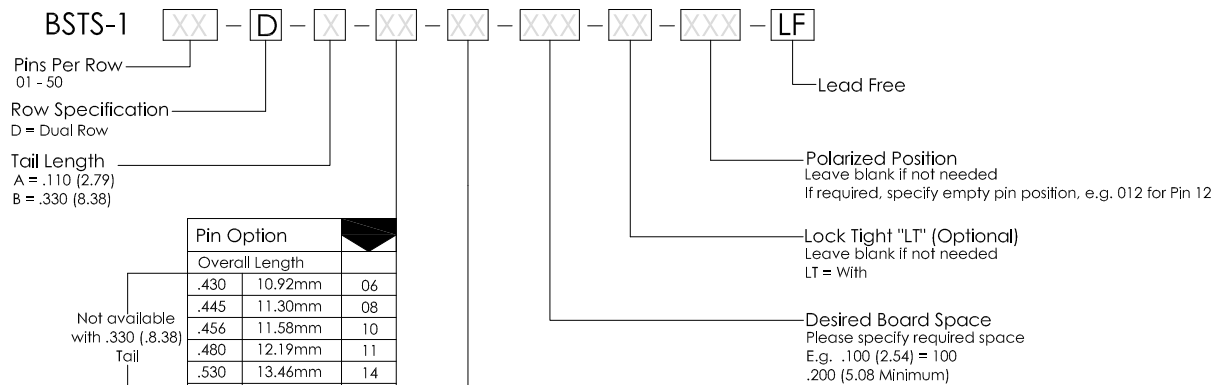


Major League Electronics .100 cl Board Stacker Terminal Strips



Tails may be clipped to achieve desired pin length

Ordering Information



Pin Option		
Overall Length		
.430	10.92mm	06
.445	11.30mm	08
.456	11.58mm	10
.480	12.19mm	11
.530	13.46mm	14
.630	16.00mm	16
.730	18.54mm	20
.830	21.08mm	22
.930	23.62mm	24
1.030	26.16mm	26
1.130	28.70mm	28
1.230	31.24mm	30
1.330	33.78mm	32
1.430	36.32mm	34
1.530	38.86mm	36

Not available with .330 (8.38) Tail

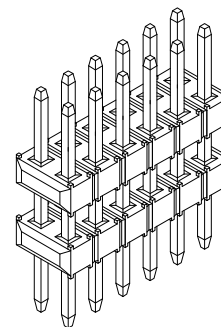
Plating Options	
G	- 10µ Gold on Contact area/Flash on Tail
T	- Matte Tin all Over
GT	- 10µ Gold on Contact Area / Matte Tin on Tail
H	- 30µ Gold on Contact Area / Matte Tin on Tail
F	- Gold Flash Over Entire Pin

Specifications

Current Rating: 3.0 Ampere
 Insulation Resistance: 1000MΩ Min.
 Dielectric Withstanding: 600V AC
 Contact Resistance: 20 mΩ Max.
 Operating Temperature: -40°C to + 105°C
 Max. Process Temperature:
 Peak: 260°C up to 20 secs.
 Process: 230°C up to 60 secs.
 Wave: 260°C up to 6 secs.
 Manual Solder: 350°C up to 5 secs.

Materials

Contact Material: Phosphor Bronze
 Insulator Material: Nylon 6T
 Plating: Au or Sn over 50µ" (1,27) Ni



Mates with:

BCSS,
 BSSH,
 BSSHC,
 BSSQ,
 BSSQC,
 BSSQM,
 LBCSS,
 LSMBC,
 LSWSS,
 SMBC,
 SSHQ,
 SSHQR,
 SSHR,
 SSLS,
 SSLSM

Products cut to specific sizes are uncancellable/nonreturnable

Parts are subject to change without notice

BSTS-1-D SERIES

.100 cl Dual Row
 Board Stacker Terminal Strips

05 JAN 07

Scale
 NTS

UNLESS OTHERWISE SPECIFIED
 DIMENSIONS IN INCHES (MM)
 TOLERANCES ARE:

ONE PLACE DECIMALS ±.100
 TWO PLACE DECIMALS ±.010
 THREE PLACE DECIMALS ±.005
 FOUR PLACE DECIMALS ±.0020

ANGLES
 ±5°



4235 Earnings Way, New Albany, Indiana, 47150, USA
 1-800-782-3486 (USA/Canada/Mexico)

Tel: 812-944-7244
 Fax: 812-944-7268

E-mail: mle@mlelectronics.com
 Web: www.mlelectronics.com

Edition
 1

Sheet
 1/1