

# FM4001 THRU FM4007

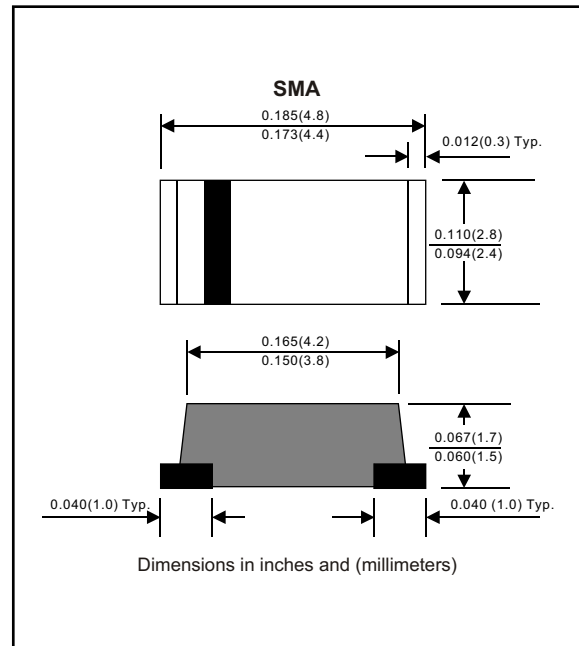
Glass passivated type

## Features

- Plastic package has Underwriters Laboratory Flammability Classification 94V-O Utilizing Flame Retardant Epoxy Molding Compound.
- For surface mounted applications.
- Exceeds environmental standards of ML-S-19500 / 228
- Low leakage current

## Mechanical data

Case : Moulded plastic, JEDEC DO-214AC  
 Terminals : Solder plated, solderable per ML-STD-750, Method 2026  
 Polarity : Indicated by cathode band  
 Mounting Position : Any  
 Weight : 0.0015 ounce, 0.05 gram



## MAXIMUM RATINGS (AT $T_A=25^{\circ}C$ unless otherwise noted)

PARAMETER	CONDITIONS	Symbol	MIN.	TYP.	MAX.	UNIT
Forward rectified current	See Fig.2	$I_O$			1.0	A
Forward surge current	8.3ms single half sine-wave superimposed on rate load (JEDEC methode)	$I_{FSM}$			30	A
Reverse current	$V_R = V_{RRM}$ $T_A = 25^{\circ}C$	$I_R$			5.0	$\mu A$
	$V_R = V_{RRM}$ $T_A = 100^{\circ}C$				50	$\mu A$
Thermal resistance	Junction to ambient	$R_{thJA}$		50		$^{\circ}C / w$
	Junction to case	$R_{thJC}$		28		
Diode junction capacitance	$f=1MHz$ and applied 4vDC reverse voltage	$C_J$		15		pF
Storage temperature		$T_{STG}$	-55		+150	$^{\circ}C$

SYMBOLS	MARKING CODE	$V_{RRM}^{*1}$ (V)	$V_{RMS}^{*2}$ (V)	$V_R^{*3}$ (V)	$V_F^{*4}$ (V)	Operating temperature ( $^{\circ}C$ )
FM4001	A1	50	35	50	1.1	-55 to +150
FM4002	A2	100	70	100		
FM4003	A3	200	140	200		
FM4004	A4	400	280	400		
FM4005	A5	600	420	600		
FM4006	A6	800	560	800		
FM4007	A7	1000	700	1000		

\*1 Repetitive peak reverse voltage

\*2 RMS voltage

\*3 Continuous reverse voltage

\*4 Maximum forward voltage

# RATING AND CHARACTERISTIC CURVES (FM4001 THRU FM4007)

FIG.1-TYPICAL FORWARD CHARACTERISTICS

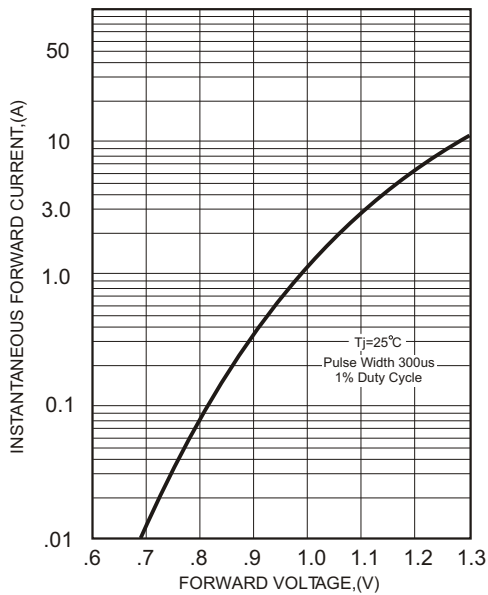


FIG.2-TYPICAL FORWARD CURRENT DERATING CURVE

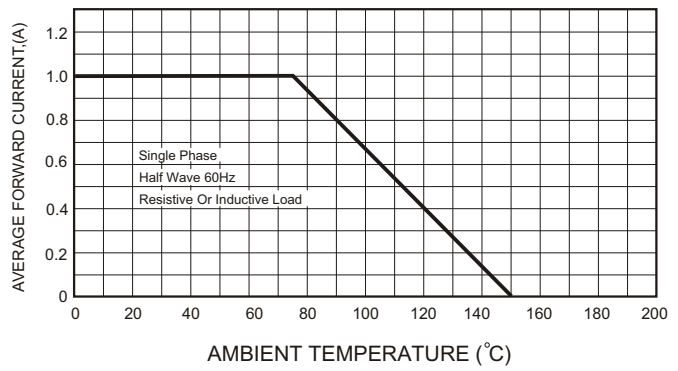


FIG.4-MAXIMUM NON-REPETITIVE FORWARD SURGE CURRENT

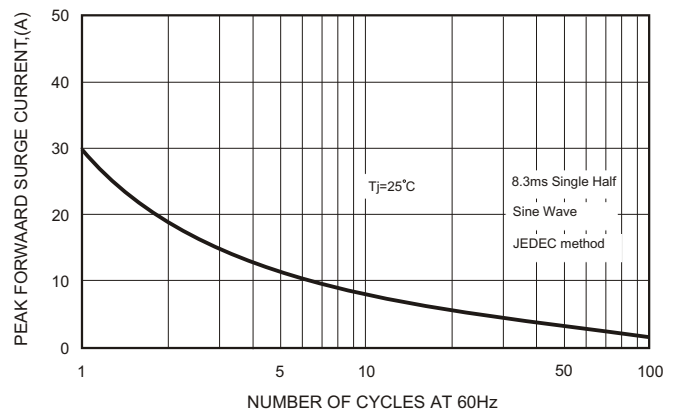


FIG.3 - TYPICAL REVERSE CHARACTERISTICS

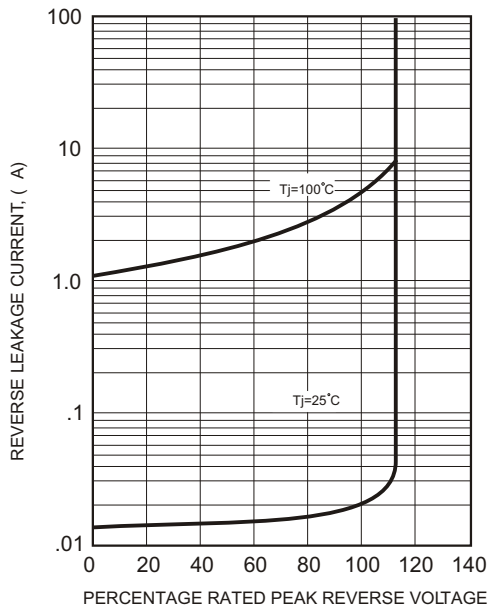


FIG.5-TYPICAL JUNCTION CAPACITANCE

