



AOFD-15

15W Din Rail Mount



FEATURES:

- Universal AC input 90~264 VAC and 127~370 VDC
- Flexible Din Rail Mount
- Industrial Temp Range -25~+70°C range
- Rugged Design
- **Warranty: 3 years**
- Installation on DIN rail 30mm only
- PFC as standard (180W-240W)
- Over voltage protection
- Over current protection
- LED Indicator for DC power ON
- LED Indicator for DC low



MODEL/CHANNEL		Unit	AOFD15-05	AOFD15-12	AOFD15-24
OUTPUT	Norminal Voltage	V	5	12	24
	Setting Voltage Range	V	4.95~5.05	11.88~12.12	23.76~24.24
	Voltage ADJ. Range *note1	V	4.5~5.5	10.8~13.2	21.6~26.4
	Current	A	2	1.2	0.65
	Line Regulations	mV	25	60	120
	Load Regulations	mV	50	120	240
	Temperature Drift	mV	75	180	360
	Ripple & Noise Max 1.	mV	80	120	120
	Rated Power	W	10	14.4	15.6
	Current ADJ. Range *note1	A	4.16~6.4	2.6~4	
	Ripple Max.	mV	120	120	
	Turn-on Time Typ.	ms	100 (AC IN 100V, Io=100%)		
Hold-up Time Typ.	ms	20 (AC IN 100V, Io=100%)			
INPUT	Voltage, Frequency	V	AC100 - 240(AC 90-264, 50/60Hz(47 - 63) or DC127-370V (Universa Input)		
	Efficiency Typ.	110V 220V	%	74 72	79 77
	Current Typ.	110V 220V	A	0.45 0.3	
	Inrush Current Typ.	110V 220V	A	20 (Ta=25°C, Io=100% at Cold Start) 40 (Ta=25°C, Io=100% at Cold Start)	
	Leakage Current 1mA Max.	110V 220V	mA	0.35 (Typ.) 0.75 (Typ.)	
Function	Over Voltage Protection	V	115%~140% of rating		
	Over Current Protection	A	110% of rating and recovers automatically		
	Short Circuit	A	Hiccup mode, recovers automatically after fault condition is removed		
	Cooling / O.T.P	-	Convection cooling		
Electrical Isolation	(1) Input - Output	-	AC 3KV 1min, cut-off: 20mA / DC 500V 100MΩ		
	(2) Input - F.G	-	AC 2KV 1min, cut-off: 20mA / DC 500V 100MΩ		
	(3) Output - F.G	-	AC 0.5KV 1min, cut-off:100mA / DC 500V 100MΩ		
Environment	Operating temp. & Humidity	-	-40 ~ +70°C(With Derating), 20 ~ 90%RH (Non Condensing)		
	Storage temp. & Humidity	-	-40 ~ +75°C, 20 ~ 90% RH (Non Condensing)		
	Vibration	-	10~55Hz at 1G 3 minutes period, 30 minutes along X,Y and Z axis		
Dimension	Size(WxLxH) / Weight	mm/g	22.5x95x108/200g		
	Safety	-	cRU, CE		
	Emission	-	Conducted Emission Complies with EN55011/EN55022-B, FCC-B		





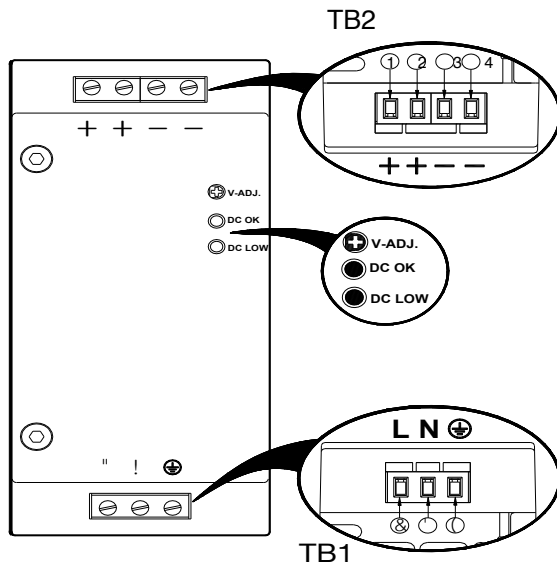
AOFD-15

15W Din Rail Mount

1. BLOCK DIAGRAM



2. Terminal Pin Assignment and Front Controls



Marking	No.	Assignment
L	①	AC(L) Input Terminals
N	②	AC(N) Input Terminals
⊕	③	AC Grounding Terminal

TB2 : Output Terminal Assignment

Marking	No.	Assignment
+	①	DC (+) Output Terminals
+	②	
-	③	DC (-) Output Terminals
-	④	

Front Controls Assignment

Marking	Assignment
V-ADJ.	DC Output voltage adjustment
DC OK	DC Output indication LED (Green)
DC LOW	DC Output Low indication LED (Red)

3. Connection / Connecting Cable

Terminals	Solid or Stranded Wires		Torque [Nm]	Stripping Length L [mm]
	[mm ²]	[AWG]		
Input Terminals	(TB1)	0.5 ~ 2.5	30 ~ 12	0.5~0.6 8
Output Terminals	(TB2)	0.5 ~ 2.5	30 ~ 12	0.5~0.6 8





ETA-USA

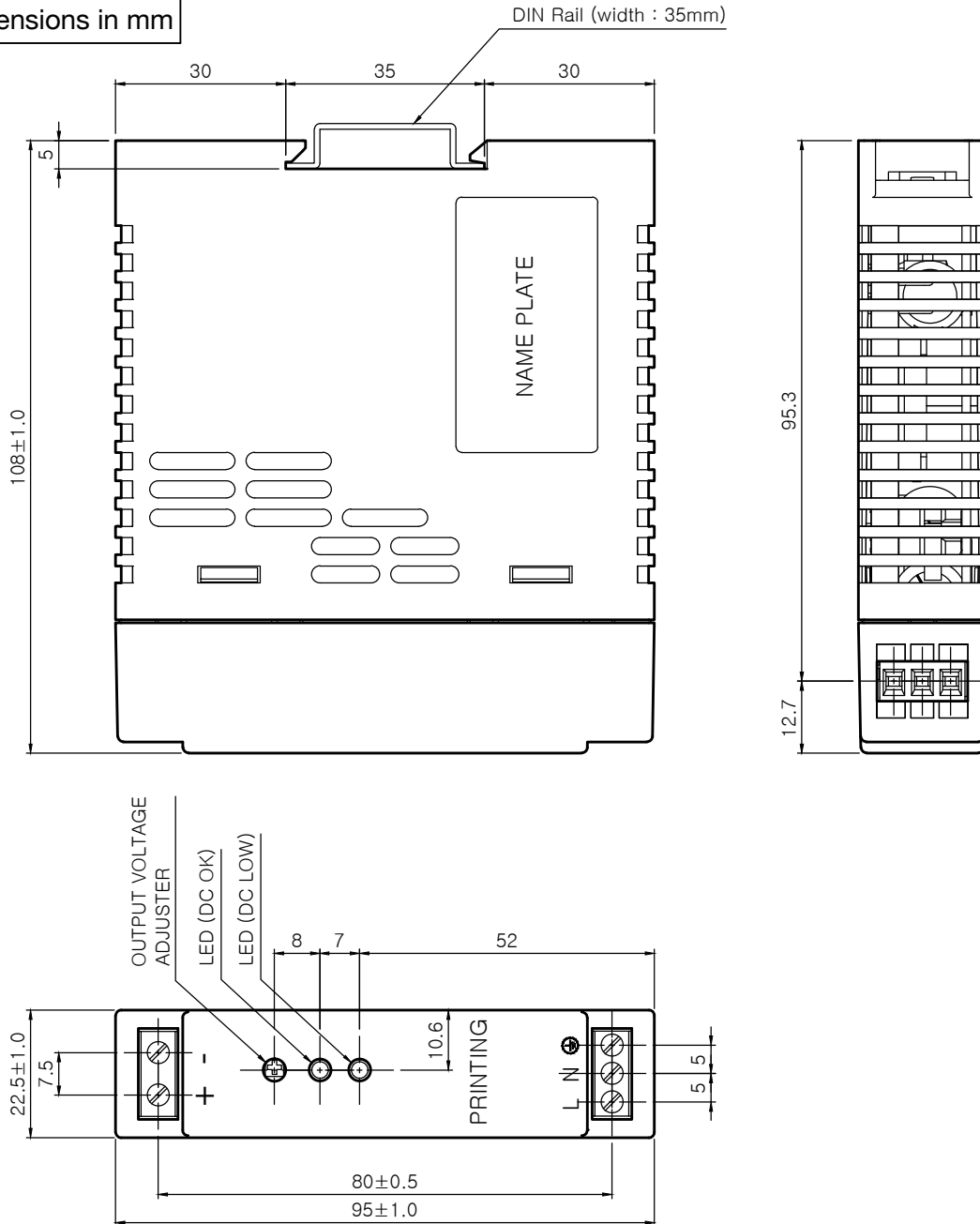
The Power Professionals

AOFD-15

15W Din Rail Mount

AOFD15-S

- * Weight : 200g
- * Tolerance : ± 1
- * Dimensions in mm



ETA-USA

16170 Vineyard Blvd. Suite 180 Morgan Hill, CA 95037 <http://www.eta-usa.com>
 Toll-free (US only): 800-ETA-POWR (800-382-7697) Telephone: 408 778-2793 FAX: 408-779-2753



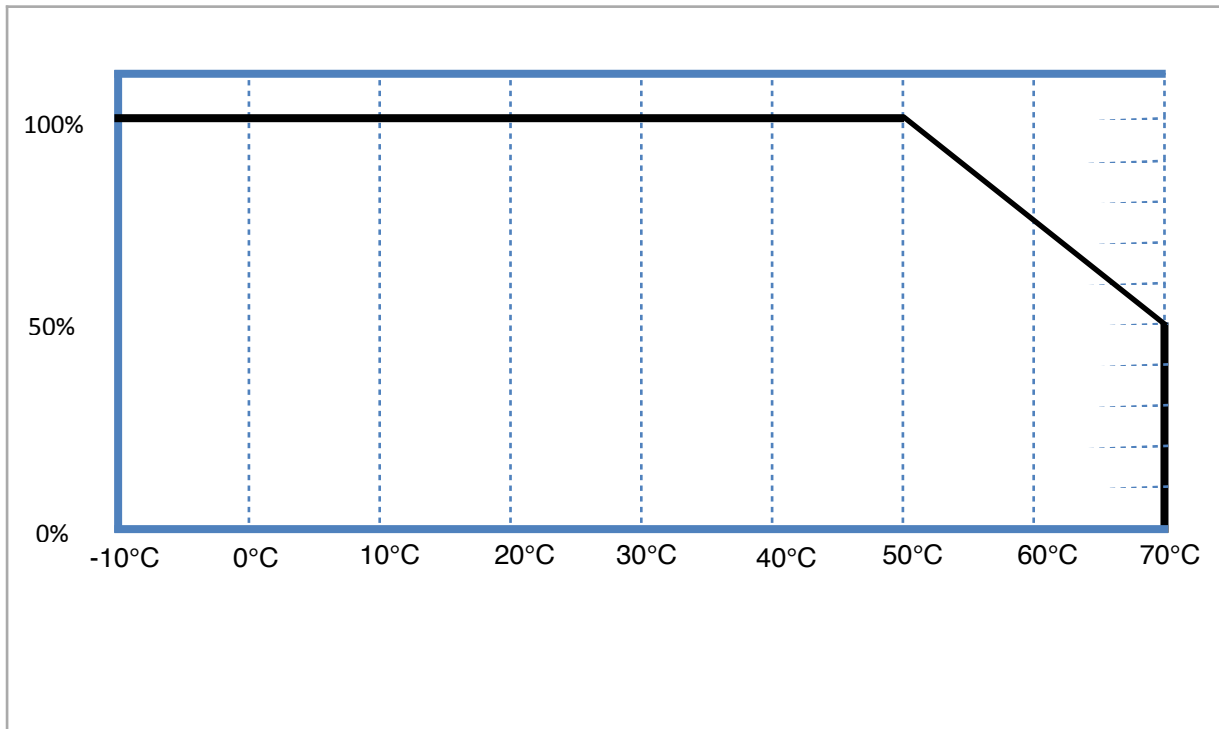
ETA-USA

The Power Professionals

AOFD-15

15W Din Rail Mount

Output Derating Curve



ETA-USA

16170 Vineyard Blvd. Suite 180 Morgan Hill, CA 95037 <http://www.eta-usa.com>
Toll-free (US only): 800-ETA-POWR (800-382-7697) Telephone: 408 778-2793 FAX: 408-779-2753