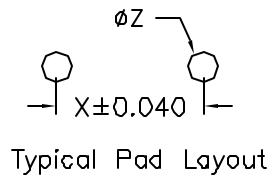
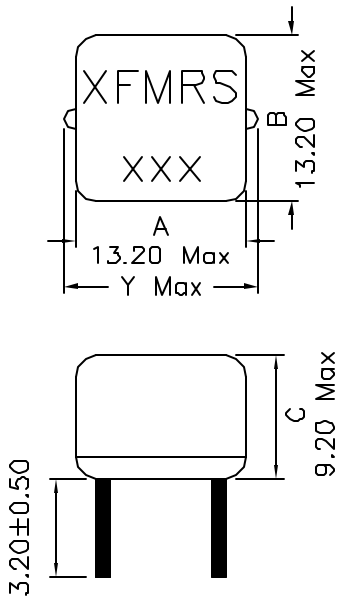
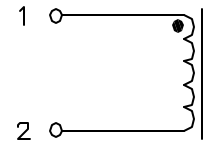


XF131309-XXX SERIES INDUCTOR

Mechanical Dimensions:



Schematic:



TOLERANCE:
.xx ±0.25
Dimensions in MM

Part Number	X (mm)	Y (mm)	Z (mm)
XF131309-221	12.50	16.00	2.20
XF131309-351	12.50	16.00	2.20
XF131309-451	12.70	15.70	1.60
XF131309-601	12.70	15.70	1.60
XF131309-801	10.00	13.00	1.30
XF131309-102	10.00	13.00	1.30
XF131309-132	11.00	14.00	1.30
XF131309-152	11.00	14.00	1.30
XF131309-182	11.00	14.00	1.30

Part Number	OCL ¹ @I _{rated} (uH Typ)	I _{rated} ² (A)	DCR (mOhms)		OCL @0Adc (uH±15%)	I _{sat} ³ (A)	I _{dc} ⁴ (A)	Core Loss Factor	
			Typ	Max				(K1)	(K2)
XF131309-221	0.21	45	0.45	0.60	0.22	60+	45	5.12E-09	12.83
XF131309-351	0.32	45	0.45	0.60	0.35	55	45	5.12E-09	20.41
XF131309-451	0.43	29	1.10	1.45	0.45	50	29	5.12E-09	18.74
XF131309-601	0.57	29	1.10	1.45	0.60	45	29	5.12E-09	24.99
XF131309-801	0.76	23	2.10	2.40	0.80	44	23	5.12E-09	25.92
XF131309-102	0.88	23	2.10	2.40	1.00	35	23	5.12E-09	32.39
XF131309-132	1.23	19	2.55	3.00	1.30	34	19	5.12E-09	34.46
XF131309-152	1.42	19	2.55	3.00	1.50	25	19	5.12E-09	39.76
XF131309-182	1.60	19	2.55	3.00	1.80	20	19	5.12E-09	47.71

- OCL @I_{rated} is a typical inductance value at rated current
- I_{rated} is the lower of I_{sat} @25°C
- I_{sat} is the DC current at which the inductance drop 15% Typ
- I_{dc} is the DC current at which the temp increases by 40°C
- Unless otherwise specified, all test are made @100KHz, 0.1Vac
- Electrical specifications at 25°C
- Solderability: Leads shall meet MIL-STD-202, Method 208D for solderability.
- Flammability: UL94V-0
- ASTM oxygen index: > 28%
- Insulation System: Class F 155°C. UL file E151556
- Operating Temperature Range: All listed parameters are to be within tolerance from -40°C to +125°C
- Storage Temperature Range: -55°C to +125°C
- Aqueous wash compatible
- SMD Lead Coplanarity: ±0.004" (0.102mm)
- Moisture Sensitivity: Level 2
- Electrical and mechanical specifications 100% tested
- RoHS Compliant Component