


PC-Tron

Subminiature radial leaded fast-acting fuses



Product features

- Radial leaded, fast-acting thru-hole fuse
- Ideal for high voltage DC applications
- Board washable
- Optional mounting socket available (PCS)
- Available in different lead configurations

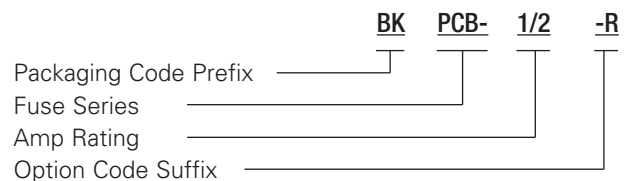
| AC Time-Current Characteristics | |
|---------------------------------|-------------------|
| % of Amp Rating | Opening Time |
| 100% | 4 hours minimum |
| 200% | 10 second maximum |

Agency information

- UL Recognized: E19180
- CSA: 053787

Ordering information

- Specify packaging code prefix, product and option code suffix



DC Application

The PC-Tron subminiature fuse is UL Recognized for DC supplementary overcurrent protection to provide individual protection for components or internal circuits in equipment. Suitability for a specific application is dependent on time constants and capacitance values. It is the responsibility of the customer to evaluate the information provided for applicability to their particular application.

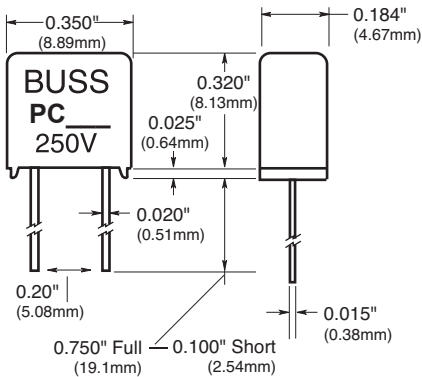
- **PCS Mounting Socket (RoHS compliant):** Available as option. Specify catalog number BK/PCS (100 in a polybag) and short fuse lead length — PCC or PCE

| Specifications | | | | | |
|----------------------------------|--------------------------|-------------------|----------------------|-------------------|---------------------------|
| Catalog Number | Lead Length | AC Voltage Rating | AC Interrupting | DC Voltage Rating | DC Interrupting Min. Max. |
| PCB-1/2, 3/4, 1, 1-1/2, 2, 2-1/2 | Full - 0.750" (straight) | 250V | 50A@250V - 10kA@125V | 450V | 300 5900A |
| PCB-3 | Full - 0.750" (straight) | 250V | 50A@250V | 450V | 300 4400A |
| PCB-4 | Full - 0.750" (straight) | - | - | 450V | 300 2500A |
| PCC-1/2, 3/4, 1, 1-1/2, 2, 2-1/2 | Short 0.100" (straight) | 250V | 50A@250V - 10kA@125V | 450V | 300 5900A |
| PCC-3 | Short 0.100" (straight) | 250V | 50A@250V - 10kA@125V | 450V | 300 4400A |
| PCC-4 | Short 0.100" (straight) | - | - | 450V | 300 2500A |
| PCD-5 | Full - 0.750" (straight) | 125V | 10kA@125V | 400V | 300 1000A |
| PCE-5 | Short 0.100" (straight) | 125V | 10kA@125V | 400V | 300 1000A |
| PCF-1/2, 3/4, 1, 1-1/2, 2, 2-1/2 | 0.475" | 250V | 50A@250V - 10kA@125V | 450V | 300 5900A |
| PCF-3 | 0.475" | 250V | 50A@250V - 10kA@125V | 450V | 300 4400A |
| PCG-5 | 0.475" | 125V | 10kA@125V | 400V | 300 1000A |
| PCH-1/2, 3/4, 1, 1-1/2, 2, 2-1/2 | 0.125" | 250V | 50A@250V - 10kA@125V | 450V | 300 5900A |
| PCH-3 | 0.125" | 250V | 50A@250V - 10kA@125V | 450V | 300 4400A |
| PCH-4 | 0.125" | - | - | 450V | 300 2500A |
| PCI-5 | 0.125" | 125V | 10kA@125V | 400V | 300 1000A |

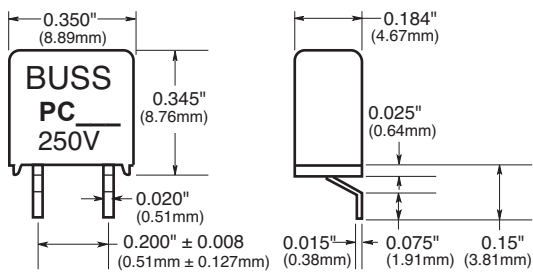
Device designed to carry rated current for four hours minimum. An operating current of 80% or less of rated current is recommended, with further derating required ambient temperatures.

Dimensions- inches/mm

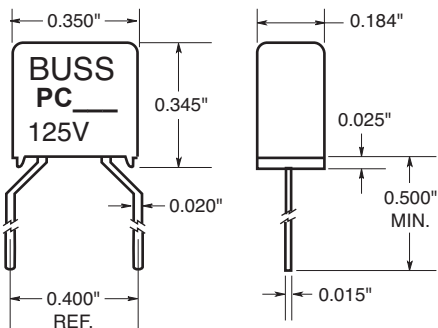
(PCB, PCD)



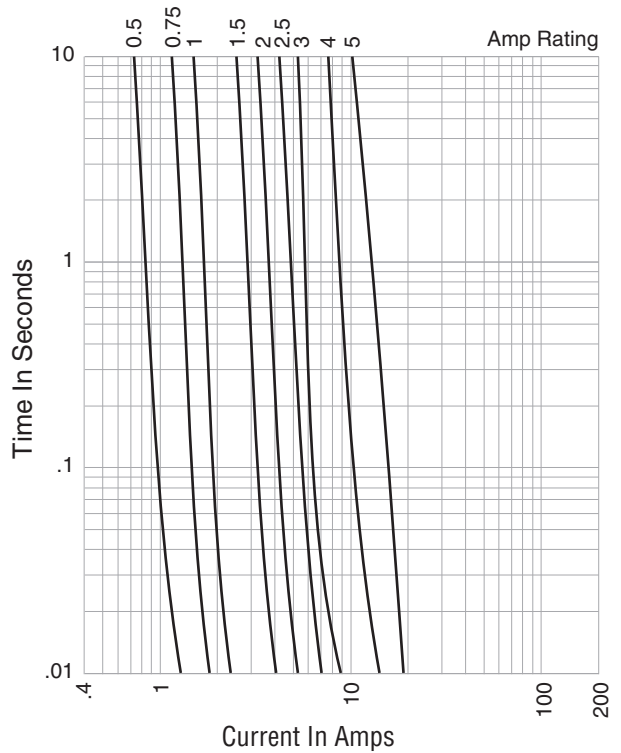
(PCH, PCI)



(PCF, PCG)



Time-Current Characteristic Curves—Average Melt



Max. Total Clearing I²t (Amps² Sec.)

| Amp Rating | 125Vac | | 250Vac | |
|------------|--------|--------|---------|-----------|
| | 50A | 1,000A | 10,000A | 35A & 50A |
| 1/2A | 0.006 | 0.006 | 0.006 | 0.006 |
| 3/4A | 0.016 | 0.016 | 0.016 | 0.016 |
| 1A | 0.020 | 0.020 | 0.020 | 0.020 |
| 1-1/2A | 0.090 | 0.090 | 0.090 | 0.090 |
| 2A | 0.200 | 0.200 | 0.200 | 0.200 |
| 2-1/2A | 0.300 | 0.300 | 0.300 | 0.300 |
| 3A | 0.750 | 0.750 | 0.750 | 0.750 |
| 5A | 5.0 | 5.0 | 5.0 | — |

Note: Power Factor > 0.90.

| Packaging Code | |
|-----------------------|----------------------------|
| Packaging Code Prefix | Description/Quantity |
| Blank | 5 fuses |
| BK | 100 fuses in a carton |
| TR* | 500 fuses on Tape-and-Reel |

| Option Code | |
|--------------------|----------------|
| Option Code Suffix | Description |
| -R | RoHS Compliant |
| -SD | Solder Dipped |

* Only for PCB and PCD

Life Support Policy: Eaton does not authorize the use of any of its products for use in life support devices or systems without the express written approval of an officer of the Company. Life support systems are devices which support or sustain life, and whose failure to perform, when properly used in accordance with instructions for use provided in the labeling, can be reasonably expected to result in significant injury to the user.

Eaton reserves the right, without notice, to change design or construction of any products and to discontinue or limit distribution of any products. Eaton also reserves the right to change or update, without notice, any technical information contained in this bulletin.

Eaton
Electronics Division
1000 Eaton Boulevard
Cleveland, OH 44122
United States
www.eaton.com/electronics

© 2017 Eaton
All Rights Reserved
Printed in USA
Publication No. 2034 BU-SB11083
December 2017