



Data Sheet



Product Category: RF SAW Filter

Part Number	Package	Application	Last Modified
803-RF425.0M-C	3.8 x 3.8 SMD	Wireless	Jan. 01, 2007

TYPE :
Wireless RF SAW Filter



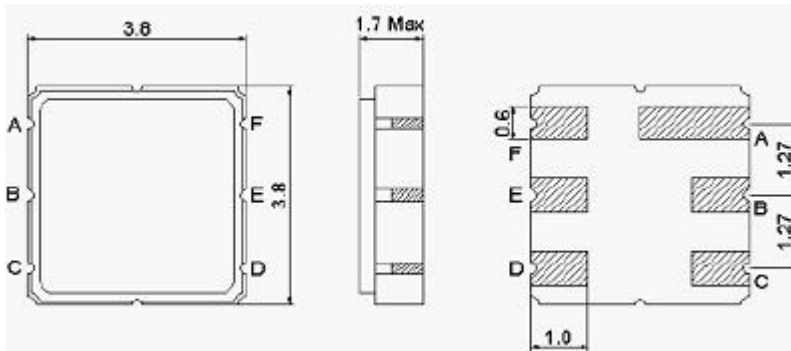
PART NUMBER :
803-RF425.0M-C

OPERATING CONDITIONS / ELECTRICAL CHARACTERISTICS

PARAMETERS	Condition	Minimum	Typical	Maximum	Units
Center Frequency (Fo)	-	-	425.0	-	MHz
Maximum Insertion Loss	420.0 ~ 430.0 MHz	-	2.5	3.5	dB
Attenuation:	Fo-47.8 ~ Fo-37.8 MHz	55	59	-	dB
	Fo+37.8 ~ Fo+47.8 MHz	40	43	-	
Source Impedance (single ended)*	-	-	50	-	ohm
Load Impedance (single ended)*	-	-	50	-	ohm
Amplitude Ripple	420.0 ~ 430.0 MHz	-	0.6	1.5	dBp-p
VSWR	420.0 ~ 430.0 MHz	-	1.5	2.0	-
Maximum Input Power	-	-	-	0	dBm
Maximum DC Voltage	-	-	-	10	V
Operating Temperature	-	-10	-	+50	°C

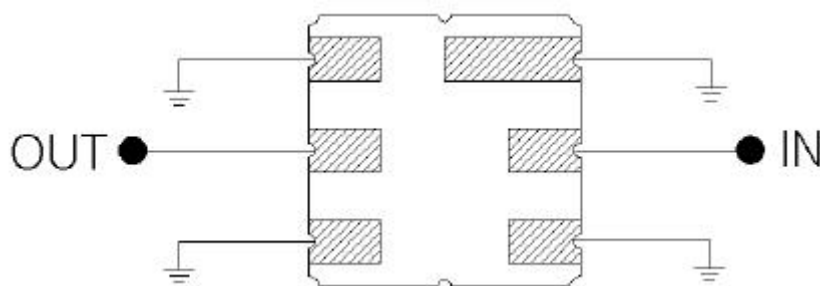
* No Matching Network (Ref. Testing Environment Circuit as shown)

PACKAGE OUTLINE (mm)



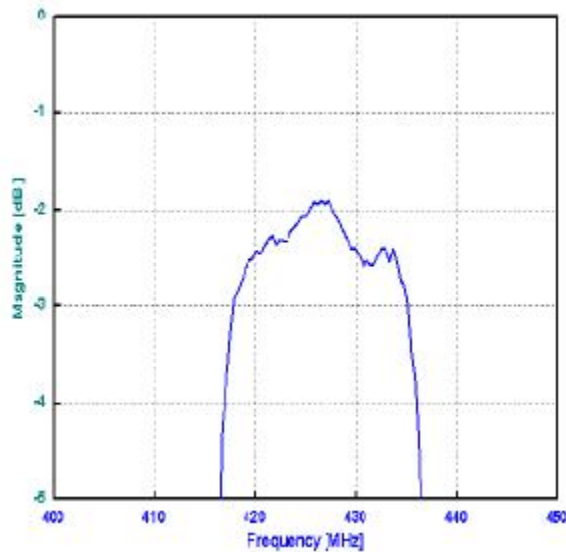
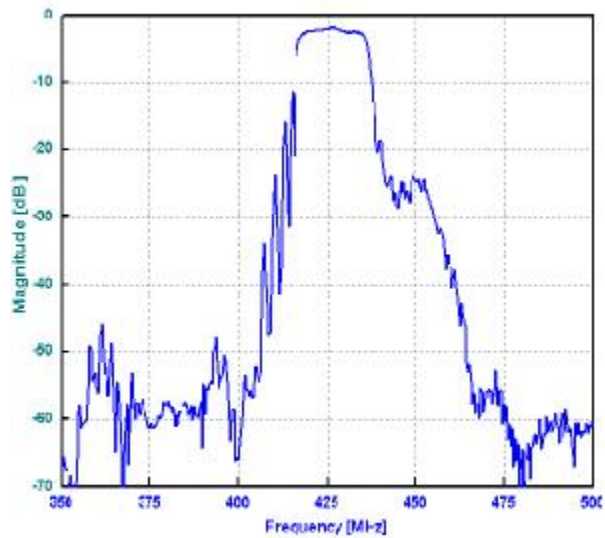
PIN LAYOUT	
A	Ground
B	In
C	Ground
D	Ground
E	Out
F	Ground

TEST FIXTURE

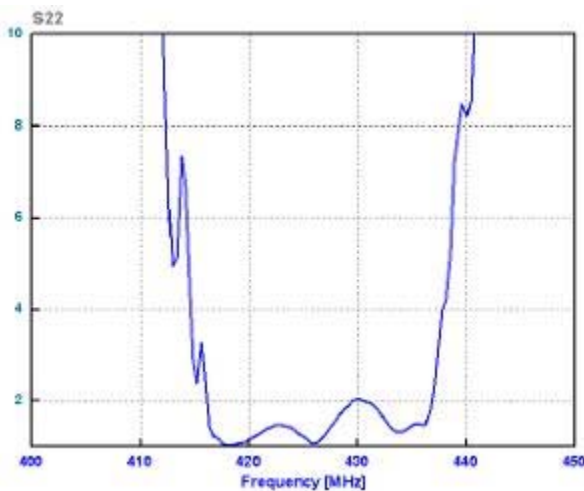
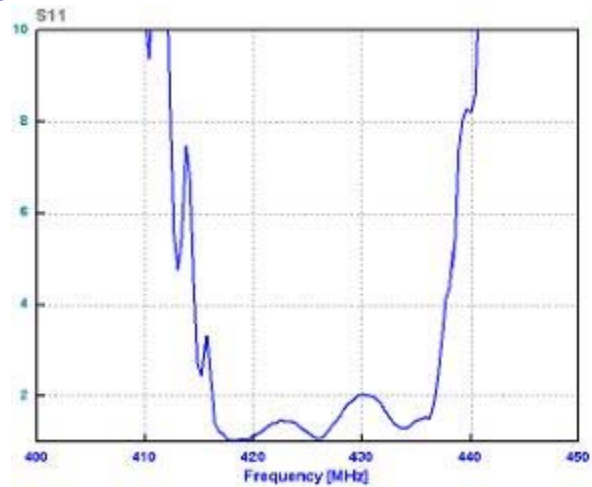


Source/ Load Impedance = 50 ohms

FREQUENCY RESPONSE

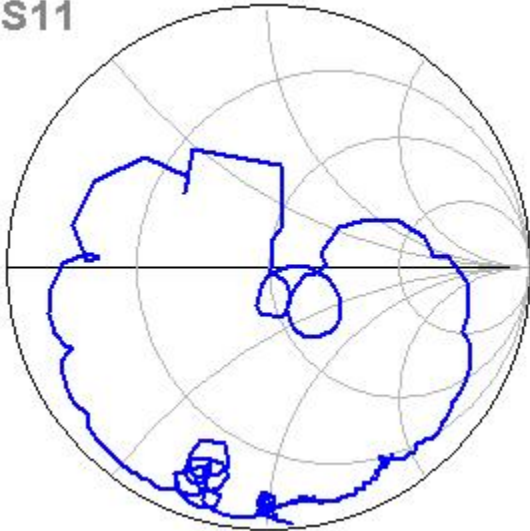


VSWR

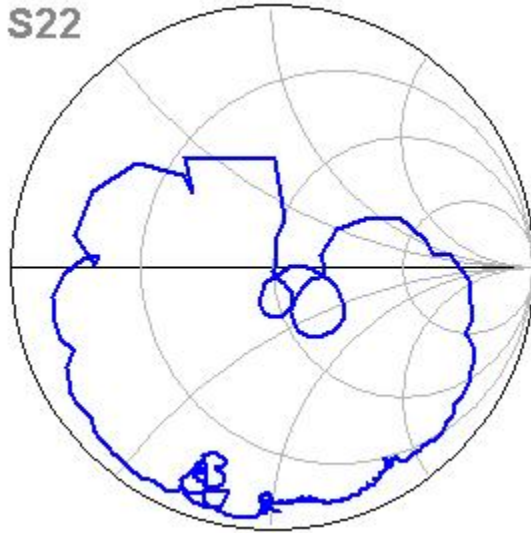


SMITH CHART

S11



S22



Oscilent Corporation - CALL **949.252.0522**
18195 East McDermott Street . Building D . Irvine . CA 92614 . USA
Fax: 949.252.0599 . E-Mail: Sales@Oscilent.com

Part No.: 803-RF425.0M-C