


35

355299

RAST 2.5 connectors, pitch 2.5/5.0 mm



RAST-2.5-plus™ pin header, upright, with locking latch and positioning spigot, with double-sided keying
contact pitch 5.0 mm

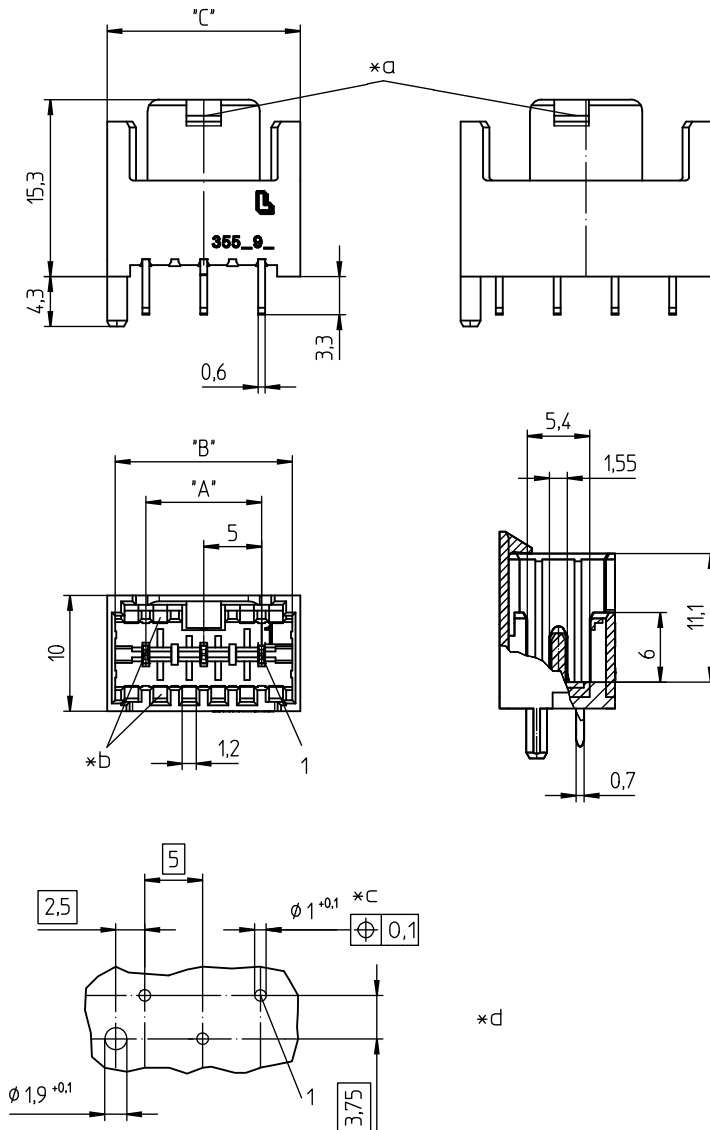
State: Active

Approvals:



35

355299



Environmental conditions

Temperature range -40 °C/+120 °C¹

¹ upper limit temperature (insulating body) RTI (electrical) of the UL Yellow Card

Materials

Insulating body PA GF, V-0 according to UL94¹
Contact pin CuZn, pre-nickel and tin-plated

¹ M12: component glow wire resistant (GWT 750 °C), testing acc. to IEC 60695-2-11, assessment acc. to IEC 60335-1 (flame < 2 s)







Mechanical data

Keying proposals at www.lumberg.com 

Electrical data (at T_{amb} 20 °C)

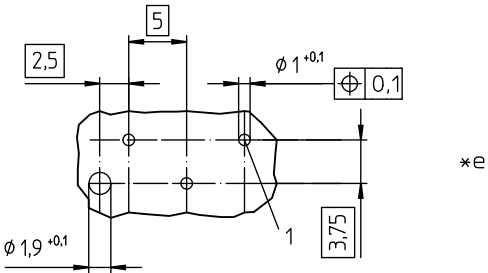
Rated current 4 A (T_v 60 °C)
2 A (T_v 100 °C)
10 A (T_v 70 °C, 355299 V04 2- bis 5-
polig)
6 A (T_v 70 °C, 355299 V04 6- bis 10-
polig)
Rated voltage 250 V AC
Material group IIIa (IEC)/2 (UL) (CTI ≥ 250)
Creepage distance 4,4 mm
Clearance 4,4 mm
Insulation resistance > 1 GΩ

Associated products

Counterparts
 3523  3523-2  352300
 3570  357000  357099

35

355299



- *a position of locking hook centered with uneven pole numbers, not centered with even pole numbers
- *b keying
- *c printed circuit board layouts, solder side view
- *d uneven pole numbers
- *e even pole numbers

35

355299

Designation	Pole Number	PU (Pieces)	MDQ (Pieces)	Dimensions		
				A (mm)	B (mm)	C (mm)
355299 02	2	1000	2000	5	10.1	11.7
355299 03	3	1000	2000	10	15.1	16.7
355299 04	4	500	2000	15	20.1	21.7
355299 05	5	500	2000	20	25.1	26.7
355299 06	6	250	2000	25	30.1	31.7
355299 07	7	250	2000	30	35.1	36.7

Designation to be completed by further details (e.g. for keying, color or material options).

Packaging:

in bulk, in a cardboard box