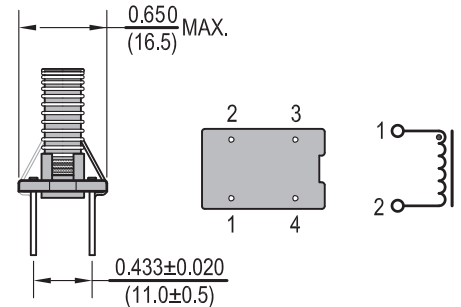
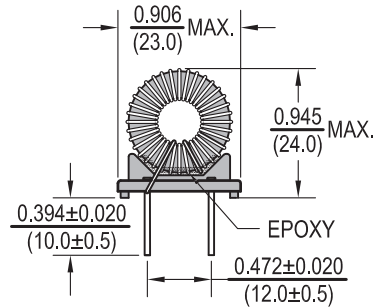





Toroidal Chokes VTCB210



Allied Part Number	L (μH) @ 1KHZ	Tolerance	L(μH) ± 15% @ I rated	IDC (A)	DCR (Ω) MAX
VTCB210-100L-RC	10	15	6.3	10.8	.006
VTCB210-120L-RC	12	15	7.4	10.3	.007
VTCB210-150L-RC	15	15	10.2	7.7	.012
VTCB210-180L-RC	18	15	11.9	7.4	.013
VTCB210-220L-RC	22	15	14.2	7.0	.015
VTCB210-270L-RC	27	15	19.1	5.3	.026
VTCB210-330L-RC	33	15	22.8	5.0	.029
VTCB210-390L-RC	39	15	26.4	4.8	.032
VTCB210-470L-RC	47	15	34.7	3.6	.055
VTCB210-560L-RC	56	15	40.6	3.4	.060
VTCB210-680L-RC	68	15	48.3	3.3	.067
VTCB210-101L-RC	100	15	75.2	2.4	.130
VTCB210-121L-RC	121	15	88.5	2.2	.150
VTCB210-151L-RC	150	15	84.3	3.4	.062
VTCB210-181L-RC	180	15	113.1	2.6	.110
VTCB210-221L-RC	220	15	134.4	2.4	.120
VTCB210-271L-RC	270	15	181.6	1.8	.210
VTCB210-331L-RC	330	15	216.3	1.7	.230
VTCB210-391L-RC	390	15	250.1	1.7	.250
VTCB210-471L-RC	470	15	293.8	1.6	.280
VTCB210-561L-RC	560	15	341.5	1.5	.300
VTCB210-681L-RC	680	15	403.2	1.4	.330
VTCB210-821L-RC	820	15	472.8	1.4	.370
VTCB210-102L-RC	1000	15	559.2	1.3	.400

All specifications subject to change without notice.

Features

- Low Magnetic Radiation
- Low Core Loss
- High current capacity up to 10A
- Cross to Miller / Bourns 2100 series

Electrical

Inductance Range: 10μH to 1000μH

Additional values available

Tolerance: 15% over entire range

Test Frequency: 1KHz

Operating Temp: -55°C ~ +105°C

Temp Rise: Δ T=30°C Typical at rated IDC

Part temperature should not exceed 125°C including temperature rise.

Test Equipment

(L): 100 LCR meter or equivalent

DCR: Chen Hwa 502

Physical

Packaging: 30 per inner box, 750 per carton

Marking: EIA Inductance Code