



REV A January 2010

Oscilent Controlled Document

Ordering Code / Part Number	Product Description
803-RF463.5M-A	CDMA 450 H-Band, RF-Rx SAW Filter

Specification Contents

- o Mechanical Dimensions
- o Test Circuit
- o Maximum Ratings
- o Electrical Specification
- o Frequency Performance
- o VSWR
- o Smith Chart

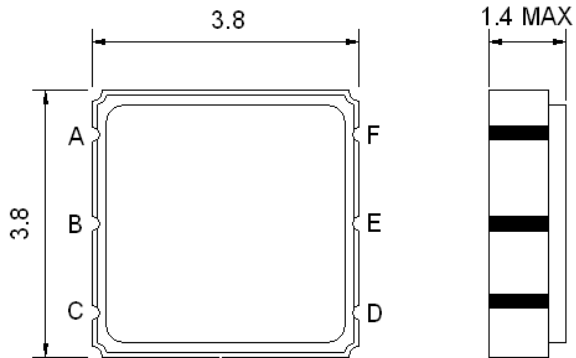
Notes

- o Electrostatic Sensitive Device (ESD) 
- o Avoid excessive ultrasonic exposure
- o Solderability compatible with JEDEC J-STD-020C Pb-free process, 260°C peak reflow temperature
- o This product complies with EU directive 2002/95/EC (RoHS compliance)

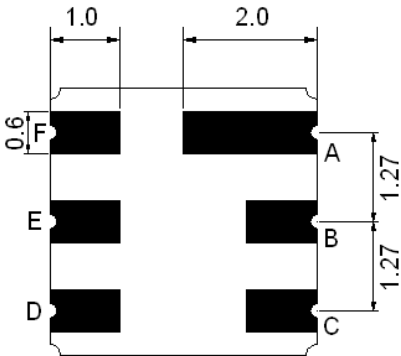




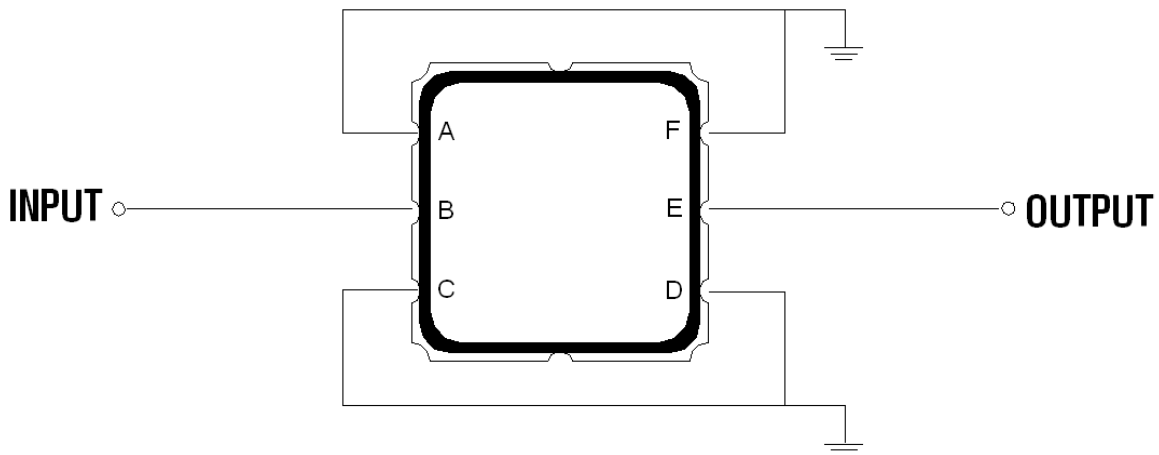
Mechanical Dimensions (mm)



Pin Description	
A, C, D, F	Ground
B	In
E	Out



Test Circuit



Source and Load Impedance: 50 Ω

**Maximum Ratings**

Parameters Description	Unit	Minimum	Typical	Maximum
Operating Temperature Range	°C	-30	-	+80
Storage Temperature Range	°C	-40	-	+85
Maximum DC Voltage	V	-	-	0
Maximum Input Power	dBm	-	-	27
Source Impedance (single ended) ⁽¹⁾	Ω	-	50	-
Load Impedance (single ended) ⁽¹⁾	Ω	-	50	-

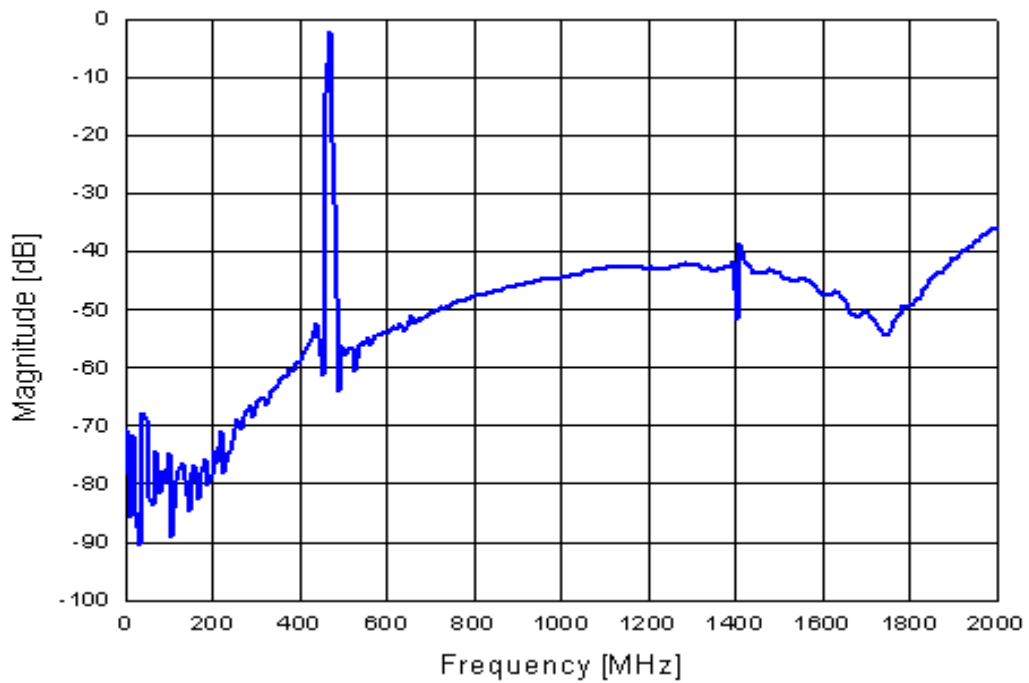
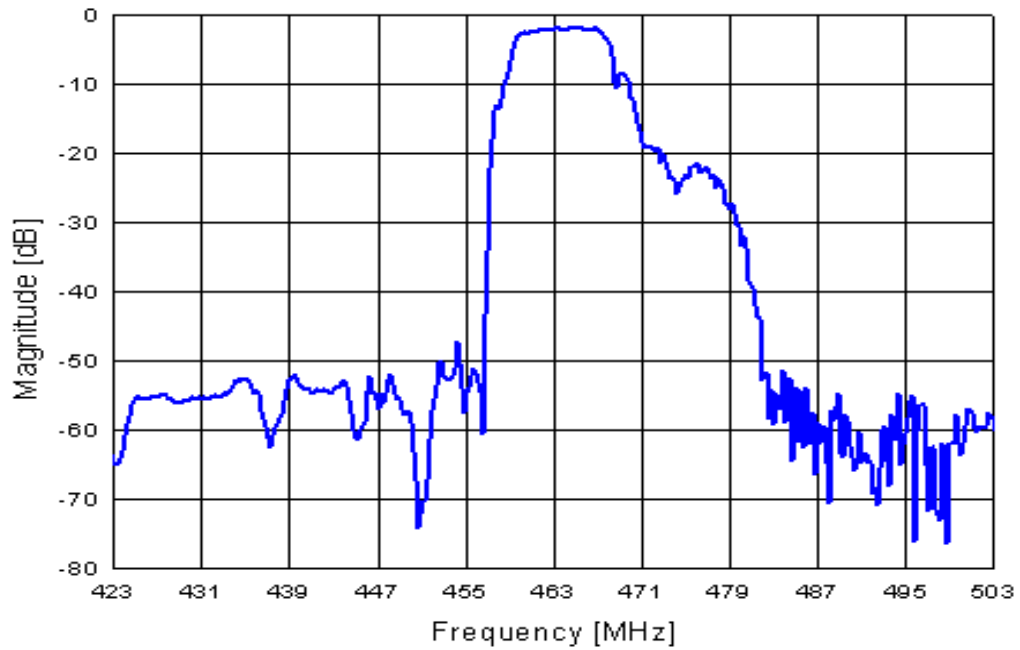
Notes: No Matching Network

Electrical Specification

Parameters Description	Unit	Minimum	Typical	Maximum
Center Frequency (Fo)	MHz	-	463.5	-
Insertion Loss in 461.3 ~465.8 MHz	dB	-	2.7	3.5
Attenuation:				
0.3 ~ 451.3 MHz	dB	40	50	-
451.3 ~ 455.8 MHz	dB	35	46	-
485.0 ~ 507.5 MHz	dB	40	50	-
507.5 ~ 1200 MHz	dB	30	42	-
1200 ~ 2000 MHz	dB	20	35	-
VSWR in 461.3 ~ 465.8 MHz	-	-	1.5	2.0

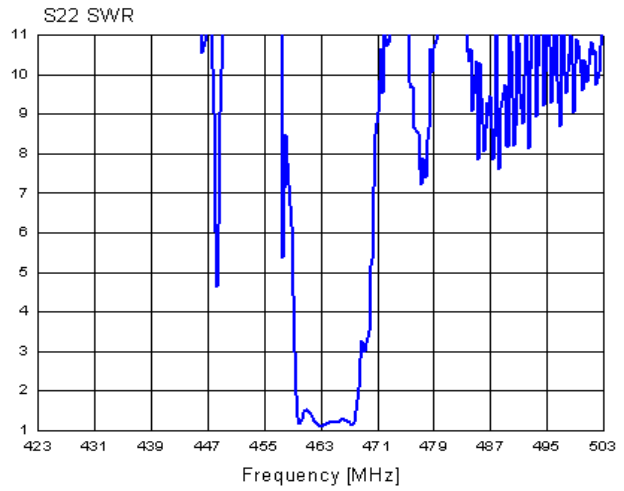
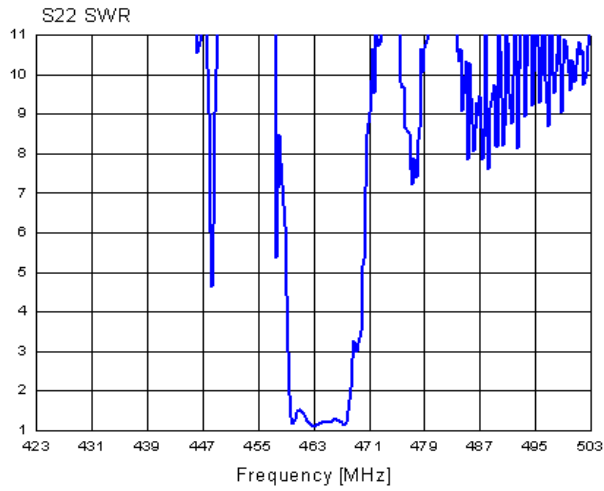


Frequency Performance





VSWR



Smith Chart

