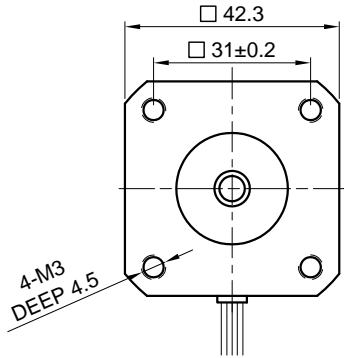
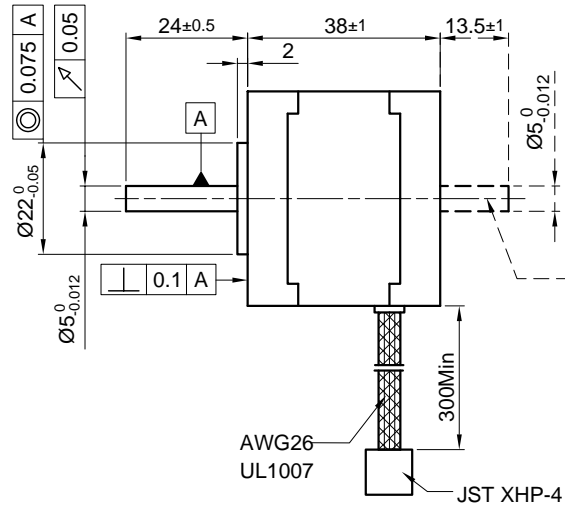


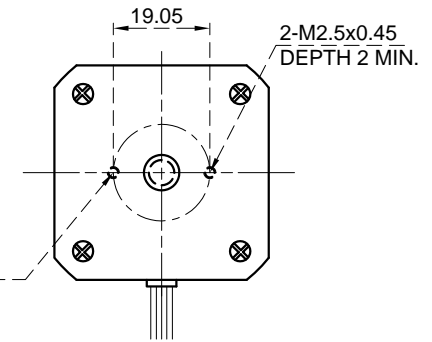
Front view and mounting



Side view

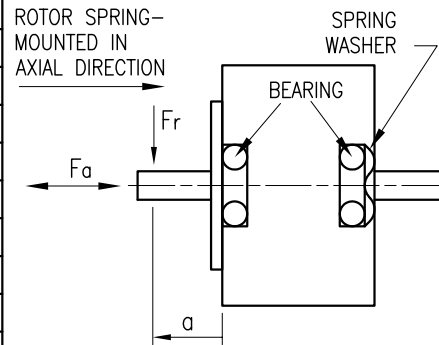


Rear view



SPECIFICATION	CONNECTION	BIPOLAR
VOLTAGE (VDC)		2.0
AMPS/PHASE		1.8
RESISTANCE/PHASE (Ohms)@25°C		1.1±15%
INDUCTANCE/PHASE (mH) @1KHz		1.85±20%
HOLDING TORQUE (Nm) [lb-in]		0.28 [2.478]
DETENT TORQUE (Nm) [lb-in]		9.8x10 ⁻³ [8.673x10 ⁻²]
STEP ANGLE (°)		1.8
STEP ACCURACY (NON-ACCUM)		±5%
ROTOR INERTIA (Kg-m ²) [lb-in ²]		5.7x10 ⁻⁶ [1.95x10 ⁻²]
WEIGHT (Kg) [lb]		0.24 [0.529]
TEMPERATURE RISE: MAX.80°C (MOTOR STANDSTILL; FOR 2 PHASE ENERGIZED)		
AMBIENT TEMPERATURE -10°~ 50°C [14°F ~ 122°F]		
INSULATION RESISTANCE 100 MOhm (UNDER NORMAL TEMPERATURE AND HUMIDITY)		
INSULATION CLASS B 130° [266°F]		
DIELECTRIC STRENGTH 500VAC FOR 1 MIN. (BETWEEN THE MOTOR COILS AND THE MOTOR CASE)		
AMBIENT HUMIDITY MAX. 85% (NO CONDENSATION)		

PERMISSIBLE RADIAL+AXIAL FORCE

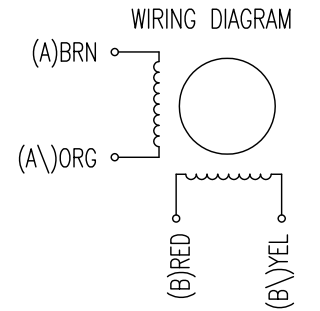


AXIAL-FORCE Fa (N)	Fa=7			
DISTANCE a (mm)	5	10	15	20
RADIAL-FORCE Fr (N)	58	36	26	20
	AXIAL		RADIAL	
SHAFT PLAY (mm)	0.08		0.02	
AT LOAD MAX: (N)	4.5		4.5	

PIN NO	TYPE OF CONNECTION (EXTERN)		MOTOR	
	BIPOLAR	LEADS	WINDING	
1	A —	BRN	A	
2	A\ —	ORG	A\	
3	B —	RED	B	
4	B\ —	YEL	B\	

FULL STEP 2 PHASE-Ex.,
WHEN FACING MOUNTING END (X)

STEP	A	B	A\	B\	CCW	CW
1	+	+	-	-	↓	↑
2	-	+	+	-	↓	↑
3	-	-	+	+	↓	↑
4	+	-	-	+	↓	↑



NANOTEC:				SCALE FREE	APVD	<i>J.H.a.</i>	26.02.07	STEPPING MOTOR
ST4118M1804				X ±0.5	CHKD			
				1PL ±0.2	DRN	<i>J.W.</i>	30.11.06	DWG.NO
REV	DESCRIPTION	DATE	APVD	2PL ±0.1	SIGNATURE		DATE	ST4118M1804
				ANGLE ±30'				