


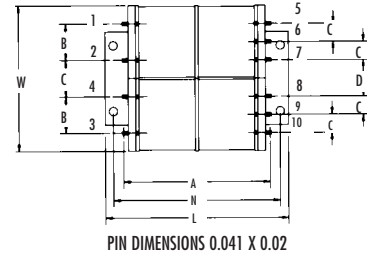
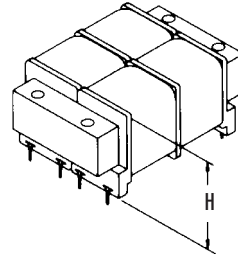
# Low Profile Laminated Power Transformers



- 115/230V Dual Primary
- Class B (130°C) Insulation
- 2,500Vrms HiPot (Pri:Sec)
- UL 94V-0 Flammability (E92957)
- Recognized Insulation System for custom designs.
- 2.5VA to 24VA
- UL 506 (E145619)
- CSA (LR61383-7)

TAMURA PART NO.	VA (SIZE)	SECONDARY			
		PARALLEL CONNECTED		SERIES CONNECTED	
		AC VOLTS	AMPS	AC VOLTS	AMPS
<a href="#">3FL10-250</a>	2.5	5.0	.500	10.0 CT	.250
<a href="#">3FL10-600</a>	6.0	5.0	1.200	10.0 CT	.600
<a href="#">3FL10-1200</a>	12.0	5.0	2.400	10.0 CT	1.200
<a href="#">PF24-10</a>	24.0	5.0	4.800	10.0 CT	2.400
<a href="#">3FL12-200</a>	2.5	6.3	.400	12.6 CT	.200
<a href="#">3FL12-475</a>	6.0	6.3	.900	12.6 CT	.450
<a href="#">3FL12-950</a>	12.0	6.3	1.900	12.6 CT	.950
<a href="#">PF24-12</a>	24.0	6.3	3.800	12.6 CT	1.900
<a href="#">3FL16-150</a>	2.5	8.0	.300	16.0 CT	.150
<a href="#">3FL16-350</a>	6.0	8.0	.700	16.0 CT	.350
<a href="#">3FL16-700</a>	12.0	8.0	1.500	16.0 CT	.750
<a href="#">PF24-16</a>	24.0	8.0	3.000	16.0 CT	1.500
<a href="#">3FL20-125</a>	2.5	10.0	.250	20.0 CT	.125
<a href="#">3FL20-300</a>	6.0	10.0	.600	20.0 CT	.300
<a href="#">3FL20-600</a>	12.0	10.0	1.200	20.0 CT	.600
<a href="#">PF24-20</a>	24.0	10.0	2.400	20.0 CT	1.200
<a href="#">3FL24-100</a>	2.5	12.0	.200	24.0 CT	.100
<a href="#">3FL24-250</a>	6.0	12.0	.500	24.0 CT	.250
<a href="#">3FL24-500</a>	12.0	12.0	1.000	24.0 CT	.500
<a href="#">PF24-24</a>	24.0	12.0	2.000	24.0 CT	1.000
<a href="#">3FL30-85</a>	2.5	15.0	.170	30.0 CT	.085
<a href="#">3FL30-200</a>	6.0	15.0	.400	30.0 CT	.200
<a href="#">3FL30-400</a>	12.0	15.0	.800	30.0 CT	.400
<a href="#">PF24-30</a>	24.0	15.0	1.600	30.0 CT	.800
<a href="#">3FL34-75</a>	2.5	17.0	.150	34.0 CT	.075
<a href="#">3FL34-170</a>	6.0	17.0	.340	34.0 CT	.170
<a href="#">3FL34-340</a>	12.0	17.0	.700	34.0 CT	.350
<a href="#">PF24-34</a>	24.0	17.0	1.400	34.0 CT	.700
<a href="#">3FL40-60</a>	2.5	20.0	.120	40.0 CT	.060
<a href="#">3FL40-150</a>	6.0	20.0	.300	40.0 CT	.150
<a href="#">3FL40-300</a>	12.0	20.0	.600	40.0 CT	.300
<a href="#">3FL56-45</a>	2.5	28.0	.090	56.0 CT	.045
<a href="#">3FL56-100</a>	6.0	28.0	.200	56.0 CT	.100
<a href="#">3FL56-200</a>	12.0	28.0	.420	56.0 CT	.210
<a href="#">PF24-56</a>	24.0	28.0	.850	56.0 CT	.430
<a href="#">3FL88-28</a>	2.5	44.0	.056	88.0 CT	.028
<a href="#">3FL88-65</a>	6.0	44.0	.130	88.0 CT	.065
<a href="#">3FL88-130</a>	12.0	44.0	.260	88.0 CT	.130
<a href="#">3FL120-20</a>	2.5	60.0	.040	120.0 CT	.020
<a href="#">3FL120-50</a>	6.0	60.0	.100	120.0 CT	.050
<a href="#">3FL120-100</a>	12.0	60.0	.200	120.0 CT	.100
<a href="#">3FL230-10</a>	2.5	115.0	.020	230.0 CT	.010
<a href="#">3FL230-25</a>	6.0	115.0	.050	230.0 CT	.025
<a href="#">3FL230-50</a>	12.0	115.0	.100	230.0 CT	.050

Note: Inherently limited: secondary fuse required see application notes on website



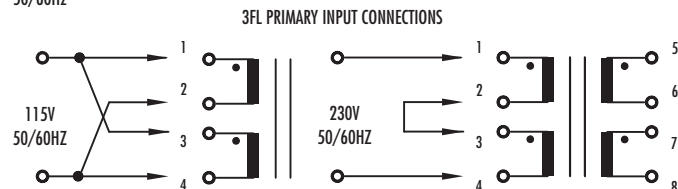
## Dimensions Inches (mm)

VA (SIZE)	A	B	C	D	L	W	H	WT (oz)
2.5	1.60 (40.64)	0.375 (9.53)	0.187 (4.75)	0.375 (9.53)	1.87 (47.50)	1.56 (39.62)	0.650 (16.51)	5
6.0	1.60 (40.64)	0.375 (9.53)	0.187 (4.75)	0.375 (9.53)	1.87 (47.50)	1.56 (39.62)	0.850 (0.85)	7
12.0	2.00 (50.8)	0.500 (12.7)	0.250 (6.35)	0.500 (12.7)	2.50 (63.5)	2.00 (50.8)	1.065 (27.05)	11
24.0	1.90 (48.26)	0.600 (15.24)	0.300 (7.62)	0.530 (13.46)	2.87 (72.9)	2.25 (57.15)	1.25 (31.75)	15

All dimensions are ± 0.02 (0.50) unless otherwise noted.

## Schematics

Primaries  
115/230V  
50/60Hz



## TAMURA CORPORATION

43352 Business Park Drive. | P.O. Box 892230 Temecula, CA 92589-2230 | www.tamuracorp.com

USA

Tel: 800-872-6624  
Fax: 909-676-9482

Japan

Tel: 81 (0)3 3978-2111  
Fax: 81 (0)3 3923-0230

United Kingdom

Tel: 44 (0) 1380 731 700  
Fax: 44 (0) 1380 731 702

Hong Kong

Tel: 852-2389-4321  
Fax: 852-2341-9689