

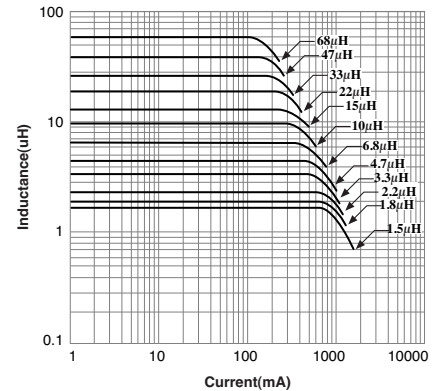
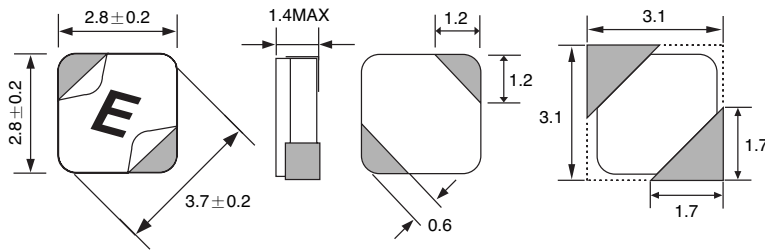
SMD TYPE

LPF3015 SERIES

SMD Shielded type

SHAPES & DIMENSIONS RECOMMENDED PCB PATTERN

(Dimensions in mm)



TEST EQUIPMENTS

- Inductance: Agilent 4284A LCR Meter (100KHz 0.5V)
- Rdc: HIOKI 3540 mΩ HiTESTER
- Bias Current: Agilent 4284A + Agilent 42841A
- IDC1(The saturation current): $\Delta L \leq -35\%$ reduction from nominal L value
- IDC2(The temperature rise): $\Delta T = 40^\circ\text{C}$ typical at rated current

OPERATING TEMPERATURE RANGE

-30 ~ +85°C (Including self-temp. rise)

ELECTRICAL CHARACTERISTICS

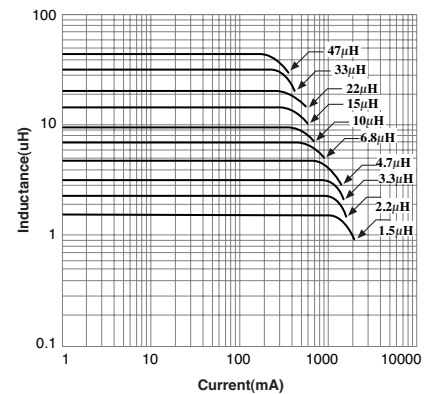
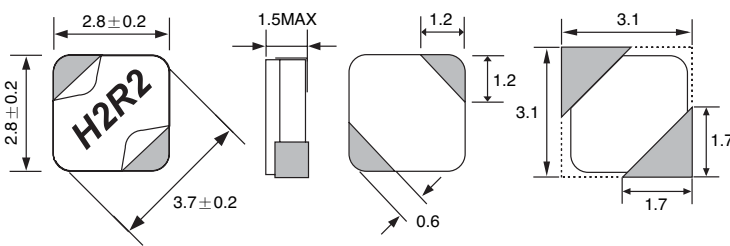
Ordering Code	Inductance (μH)	Inductance TOL.(%)	Test Freq. (KHz)	DC Resistance (Ω) $\pm 20\%$ () is typical value.	Rated Current[A]		Marking
					IDC1 (Max.)	IDC2 (Typ.)	
LPF3015T-1R5N	1.5	± 30	100	0.041	1.00	2.00	A
LPF3015T-1R8N	1.8			0.050	0.98	1.80	B
LPF3015T-2R2M	2.2			0.053	0.90	1.70	C
LPF3015T-3R3M	3.3			0.087	0.85	1.40	D
LPF3015T-4R7M	4.7			0.116	0.70	1.30	E
LPF3015T-6R8M	6.8			0.145	0.58	1.20	F
LPF3015T-100M	10	± 20		0.227	0.45	0.90	H
LPF3015T-150M	15			0.372	0.36	0.80	J
LPF3015T-220M	22			0.456	0.30	0.70	K
LPF3015T-330M	33			0.825	0.24	0.50	M
LPF3015T-470M	47			0.963	0.19	0.40	N
LPF3015T-680M	68			1.583	0.16	0.20	P

LPF3015-C SERIES

SMD Shielded type

SHAPES & DIMENSIONS RECOMMENDED PCB PATTERN

(Dimensions in mm)



TEST EQUIPMENTS

- Inductance: Agilent 4284A LCR Meter (100KHz 0.5V)
- Rdc: HIOKI 3540 mΩ HiTESTER
- Bias Current: Agilent 4284A + Agilent 42841A
- IDC1(The saturation current): $\Delta L \leq -35\%$ reduction from nominal L value
- IDC2(The temperature rise): $\Delta T = 40^\circ\text{C}$ typical at rated current

OPERATING TEMPERATURE RANGE

-30 ~ +85°C (Including self-temp. rise)

ELECTRICAL CHARACTERISTICS

Ordering Code	Inductance (μH)	Inductance TOL.(%)	Test Freq. (KHz)	DC Resistance (Ω)Max. () is typical value.	Rated Current[A]		Marking
					IDC1 (Max.)	IDC2 (Typ.)	
LPF3015T-1R5N-C	1.5	± 30	100	0.069(0.062)	1.65	1.65	H1R5
LPF3015T-2R2M-C	2.2			0.098(0.084)	1.40	1.40	H2R2
LPF3015T-3R3M-C	3.3			0.140(0.123)	1.10	1.20	H3R3
LPF3015T-4R7M-C	4.7			0.190(0.172)	0.90	1.10	H4R7
LPF3015T-6R8M-C	6.8			0.270(0.254)	0.85	0.90	H6R8
LPF3015T-100M-C	10			0.410(0.386)	0.68	0.75	H100
LPF3015T-150M-C	15	0.520(0.386)		0.58	0.65	H150	
LPF3015T-220M-C	22	0.830(0.764)		0.48	0.50	H220	
LPF3015T-330M-C	33	1.250(1.116)		0.35	0.40	H330	
LPF3015T-470M-C	47	1.980(1.835)		0.30	0.30	H470	