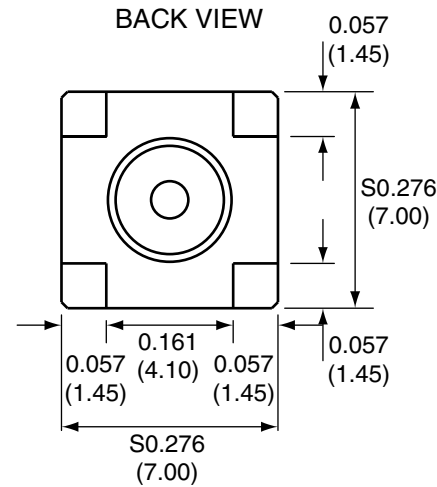
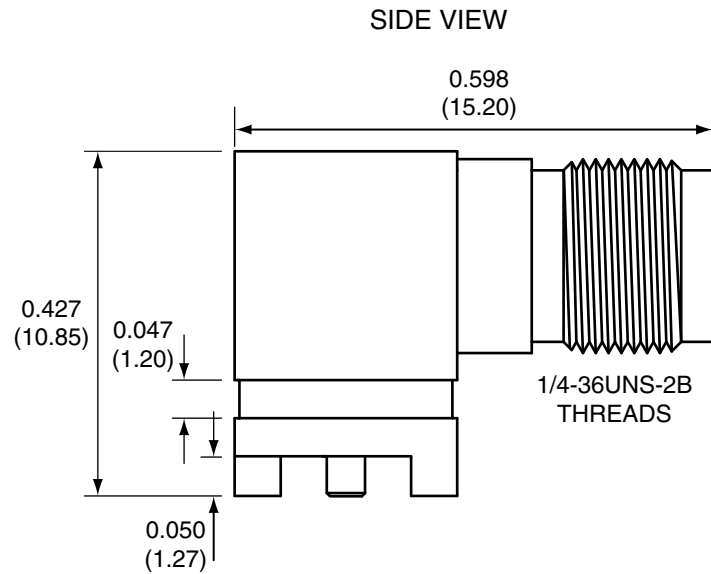
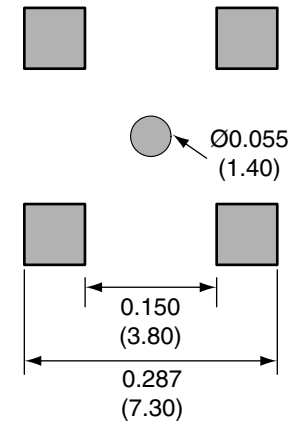


|             |          |        |
|-------------|----------|--------|
| Description | Material | Finish |
| Body        | Brass    | Nickel |
| Pin         | BE CU    | Gold   |
| Insulation  | Teflon   | Teflon |

| REVISIONS |             |         |      |
|-----------|-------------|---------|------|
| REV       | DESCRIPTION | DATE    | APPV |
| A         | New Frame   | 8/16/10 | CJ   |



**RECOMMENDED FOOTPRINT**



**NOTES: (UNLESS OTHERWISE SPECIFIED)**

1. ALL DIMENSIONS ARE IN INCHES [mm].
2. DIMENSIONS APPLY AFTER FINISHING.
3. MANUFACTURE TO BE COMPLIANT WITH EU RoHS DIRECTIVE.
4. SAFETY BREAK ALL SHARP CORNERS AND EDGES .02 MAXIMUM.

**WARNING:** THIS DRAWING CONTAINS PROPRIETARY INFORMATION THAT IS THE SOLE PROPERTY OF CONNECTOR CITY, AND SHALL BE TREATED AS SUCH. NO DISCLOSURE OR REPRODUCTION OF THIS DOCUMENT IS PERMITTED, IN WHOLE OR IN PART, WITHOUT THE EXPRESS WRITTEN PERMISSION OF CONNECTOR CITY OR ITS DESIGNATED AGENTS.

**CONNECTOR CITY** 159 ORT LANE  
THE VALUE OF CONNECTIONS MERLIN, OR 97532

**TITLE:**  
 RP-SMA FEMALE RIGHT ANGLE  
 SURFACE MOUNT

|           |   |             |
|-----------|---|-------------|
| MATERIAL: | TOLERANCES:   | PROJECTION: |
|           | .020 [0.50]-.200 [5.00]= ±.008 [0.20]<br>.200 [5.00]-1.200 [30.00]= ±.016 [0.40]<br>1.20 [30.0]-4.75 [120.0]= ±.024 [0.60]<br>4.75 [120.0]-12.40 [315.0]= ±.040 [1.0] | ANGLES: ±1° |
| FINISH:   | DRAWN: CJ   | DT: 8/16/10 |
|           | ENGR:   | DT:         |

|            |                      |              |
|------------|----------------------|--------------|
| SIZE       | DWG. NO.             | REV          |
| <b>A</b>   | CONREVSMA002-SMD     | A            |
| SCALE: 2:1 | DO NOT SCALE DRAWING | SHEET 1 OF 1 |