

### SpiceLED<sup>TM</sup>

Like spice, its diminutive size is a stark contrast to its standout performance in terms of brightness, durability and reliability. Despite being the smallest in size yet the SpiceLED<sup>TM</sup> packs a powerful performance and is a highly reliable design device. Its versatility enables its application in automotive appliances, key-pad illumination, hand-held devices such as PDAs, notebooks, compact back-lighting applications, consumer appliances, office equipment, audio and video equipment.



### Features:

- > High brightness surface mount LED.
- > Super wide viewing angle of 160°.
- > Equivalent to 0603 package outline. Copper lead-frame construction.
- > Qualified according to JEDEC moisture sensitivity Level 2.
- > Compatible to both IR reflow soldering and TTW soldering.
- > Environmental friendly; RoHS compliance.



### Applications:

- > Automotive: interior applications, eg: switches, telematics, climate control system, dashboard, etc.
- > Consumer Appliances: LCD illumination as in PDAs, LCD TV.
- > Communication: indicator and backlight in mobilephone.
- > Display: full color display video notice board.
- > Industry: white goods (eg: Oven, microwave, etc.).



Part Ordering Number	Chip Technology / Color	Viewing Angle°	Luminous Intensity @ IF = 2mA IV (mcd)
<b>SSS-CLD-HJ2-I2</b>	<b>AllnGaP</b>	<b>160</b>	<b>2.80 - 7.20</b>
• SSS-CLD-H1	Super Red, 632 nm		2.80 - 3.55
• SSS-CLD-H2			3.55 - 4.50
• SSS-CLD-J1			4.50 - 5.60
• SSS-CLD-J2			5.60 - 7.20
<b>SSO-CLD-JK2-I2</b>	<b>AllnGaP</b>	<b>160</b>	<b>4.50 - 11.20</b>
• SSO-CLD-J1	Orange, 605 nm		4.50 - 5.60
• SSO-CLD-J2			5.60 - 7.20
• SSO-CLD-K1			7.20 - 9.00
• SSO-CLD-K2			9.00 - 11.20
<b>SSY-CLD-JK2-I2</b>	<b>AllnGaP</b>	<b>160</b>	<b>4.50 - 11.20</b>
• SSY-CLD-J1	Yellow, 587 nm		4.50 - 5.60
• SSY-CLD-J2			5.60 - 7.20
• SSY-CLD-K1			7.20 - 9.00
• SSY-CLD-K2			9.00 - 11.20

NOTE

1. All part number above comes in a quantity of 3000 units per reel.
2. Other luminous intensity groups are also available upon request
3. Luminous intensity is measured with an accuracy of  $\pm 11\%$ .
4. Wavelength binning is carried for all units as per the wavelength-binning table. Only one wavelength group is allowed for each reel.

### Wavelength Grouping

Color	Group	Wavelength distribution (nm)
SSS; Super Red	Full	625 - 640
SSO; Orange	Full	600 - 612
	W	600 - 603
	X	603 - 606
	Y	606 - 609
	Z	609 - 612
SSY; Yellow	Full	582 - 594
	W	582 - 585
	X	585 - 588
	X	588 - 591
	Y	591 - 594

Dominant wavelength is measured with an accuracy of  $\pm 1\text{nm}$  .

### Electrical Characteristics at Ta=25°C

Part Number	Min. (V)	Vf @ If = 2mA		Vr @ Ir = 10uA
		Typ. (V)	Max. (V)	Min. (V)
SSx-CLD	1.6	1.8	2.4	5

Forward voltage, Vf is measured with an accuracy of ± 0.1 V.

### Absolute Maximum Ratings

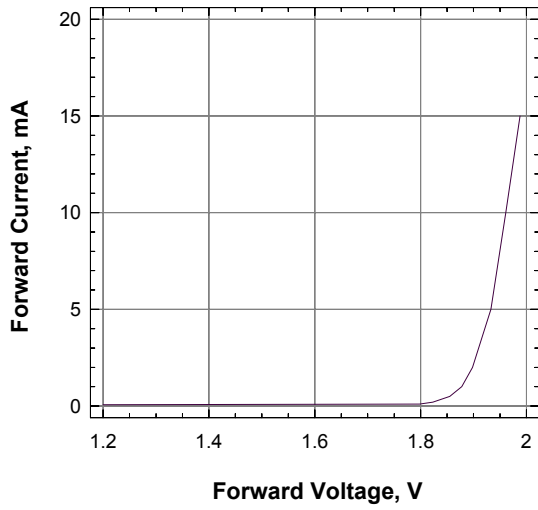
	Maximum Value	Unit
DC forward current	15	mA
Peak pulse current; (tp ≤ 10µs, Duty cycle = 0.1)	100	mA
Reverse voltage; Ir <sub>max</sub> = 10µA	5	V
ESD threshold (HBM)	2000	V
LED junction temperature	110	°C
Operating temperature	-40 ... +100	°C
Storage temperature	-40 ... +100	°C
Power dissipation (at room temperature)	40	mW

### Material

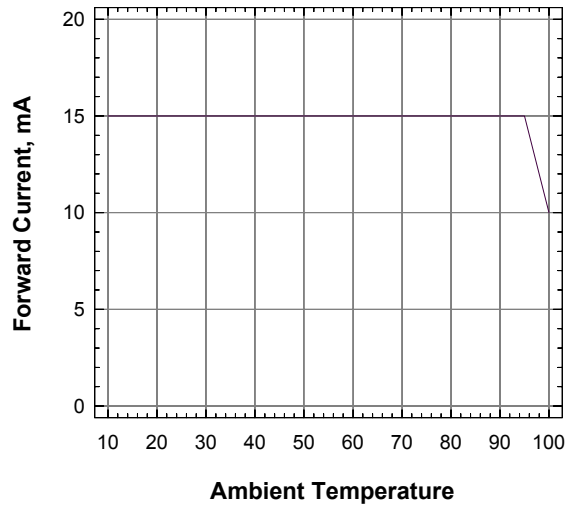
Material	
Lead-frame	Cu Alloy With NiPdAu Plating
Package	High Temperature Resistant Epoxy Resin

Note: product is Pb free

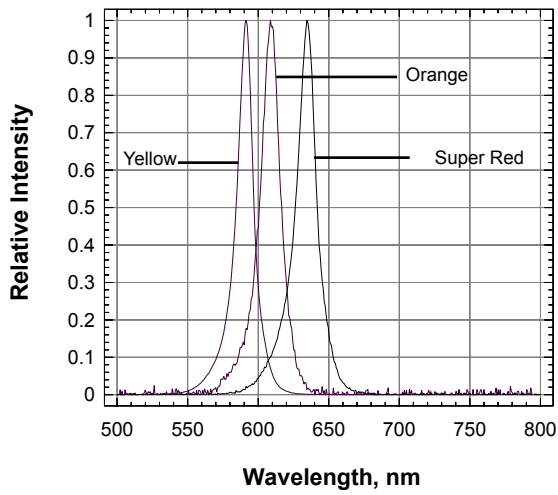
**Forward Current Vs Forward Voltage**



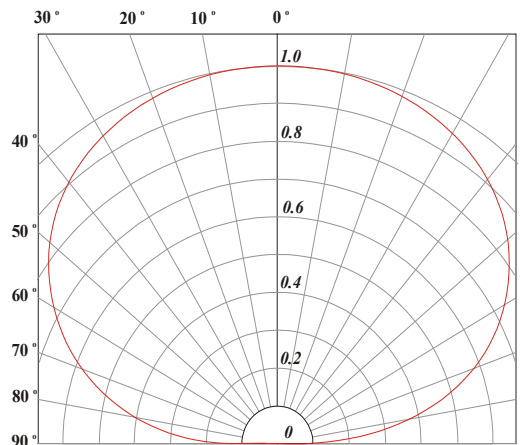
**Maximum Current Vs Temperature**



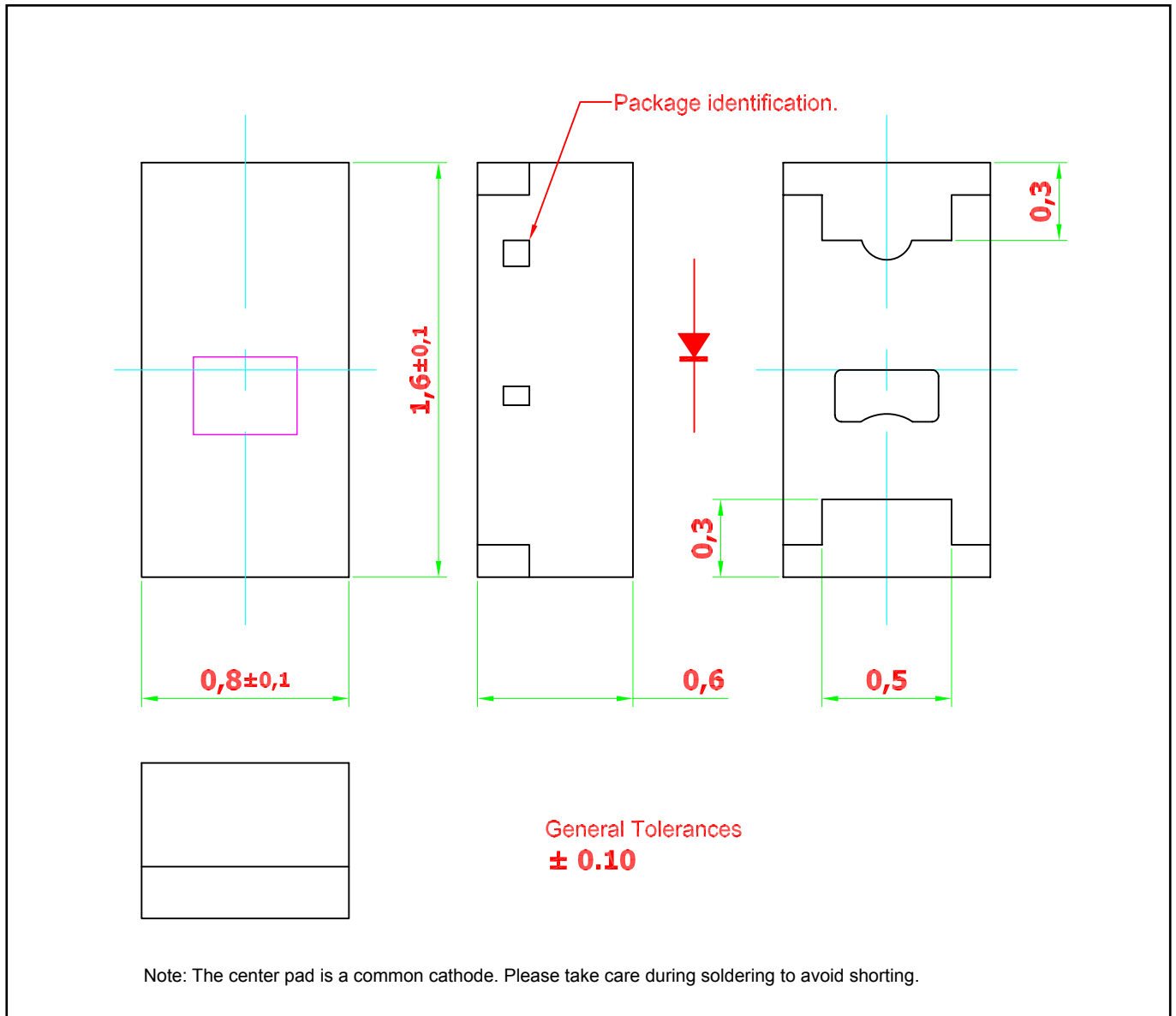
**Relative Intensity vs Wavelength**



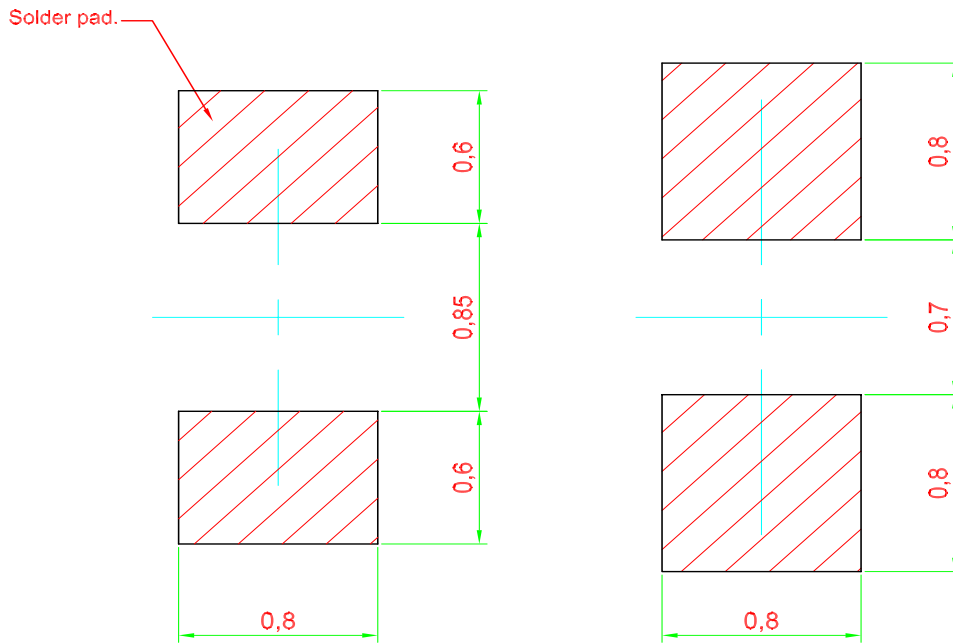
**Radiation Pattern**



**SpiceLED™ • AllnGaP S-Spice : SSx-CLD-I2 Package Outlines**



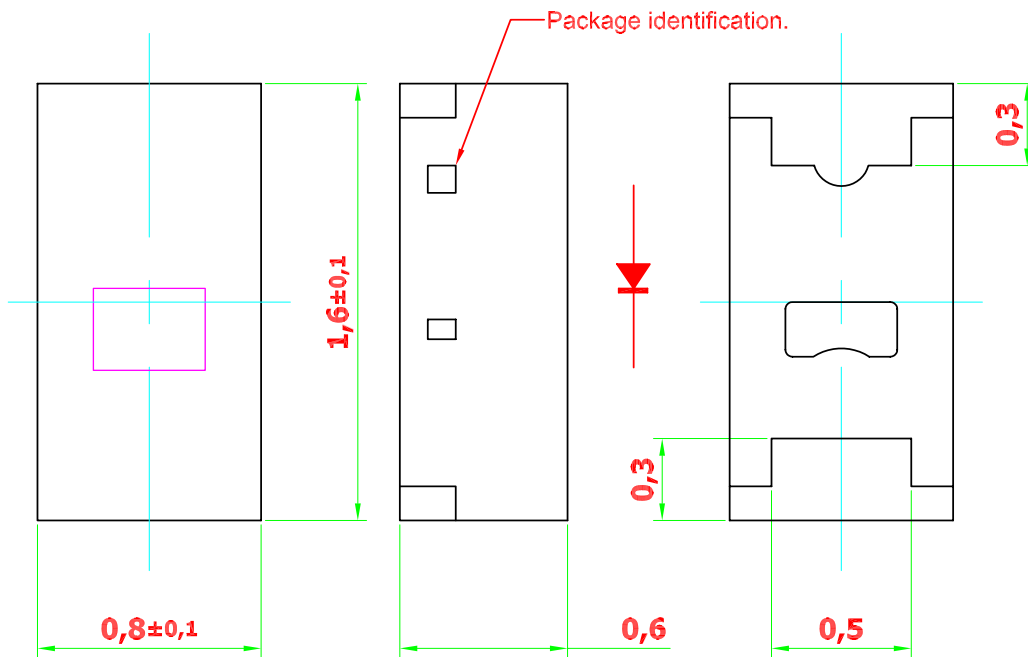
**Recommended Solder Pad**



Recommended Solder-pad

Alternative Solder-pad  
Compatible to ChipLED 0603

Note: Component is based on a new package platform, which features “Bottom Only Terminations”. Solder joints are only formed at the bottom of the component and solder fillet will not be observable as the sides of the component.

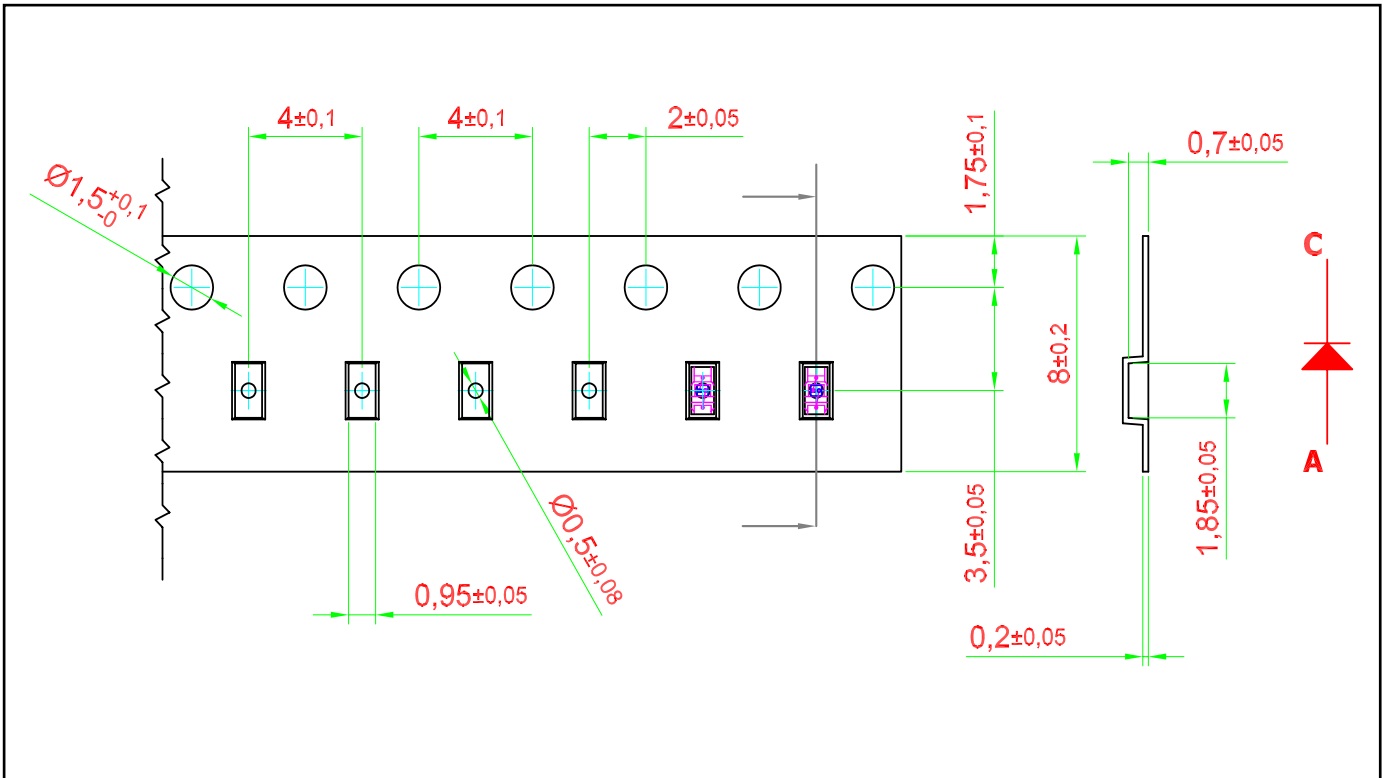


Surface are not intended for soldering

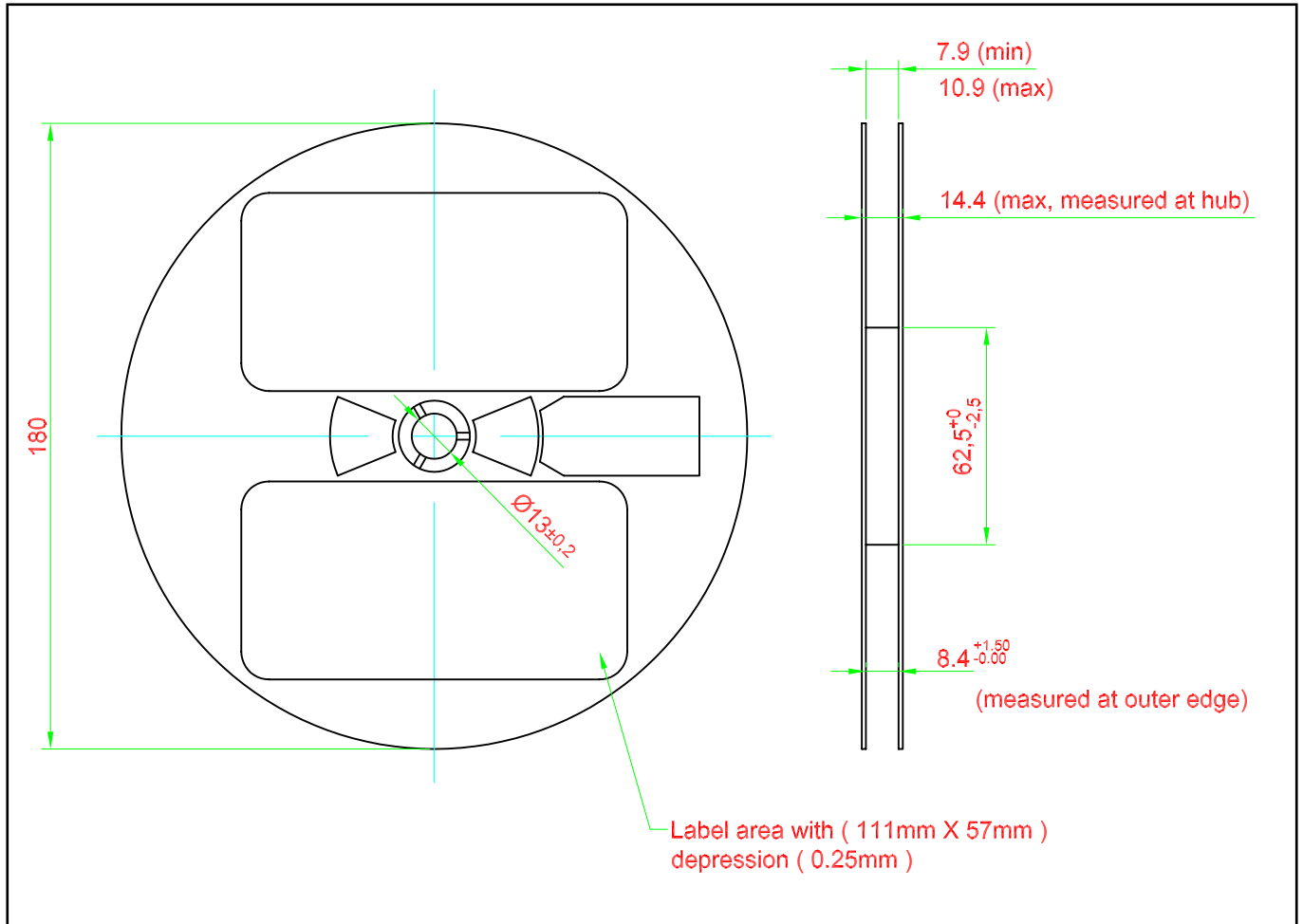
General Tolerances  
**± 0.10**

### Taping and orientation

- Reels come in quantity of 3000 units.
- Reel diameter is 180 mm.

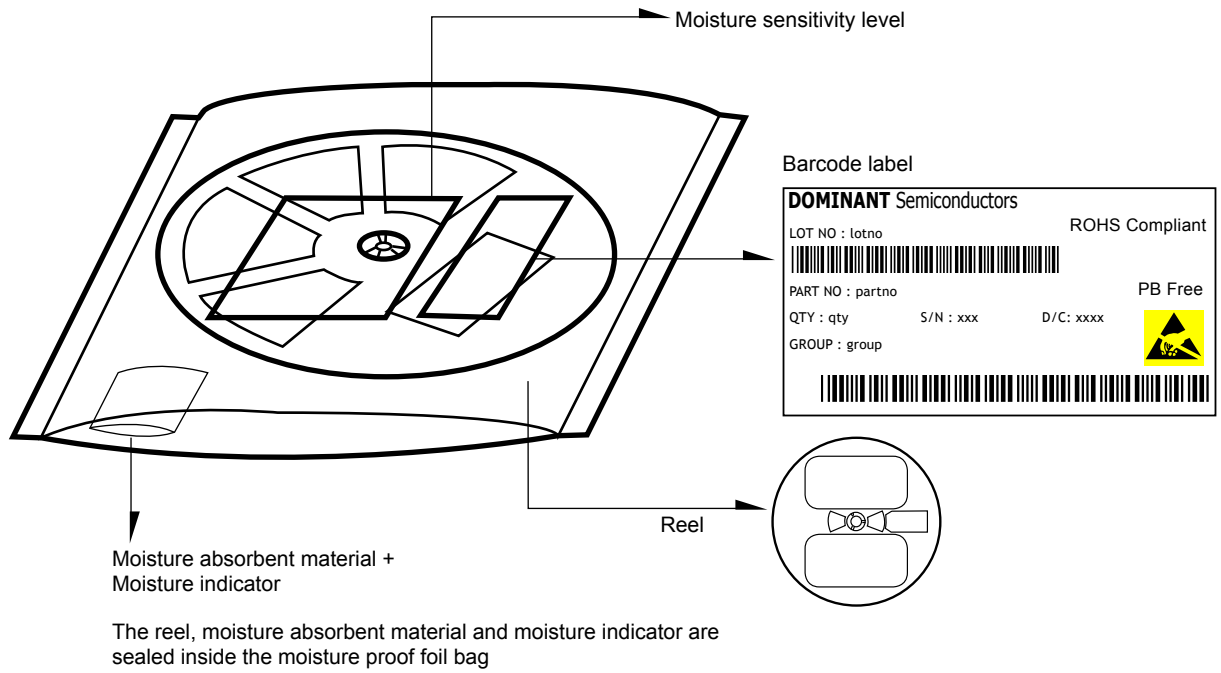


**Packaging Specification**

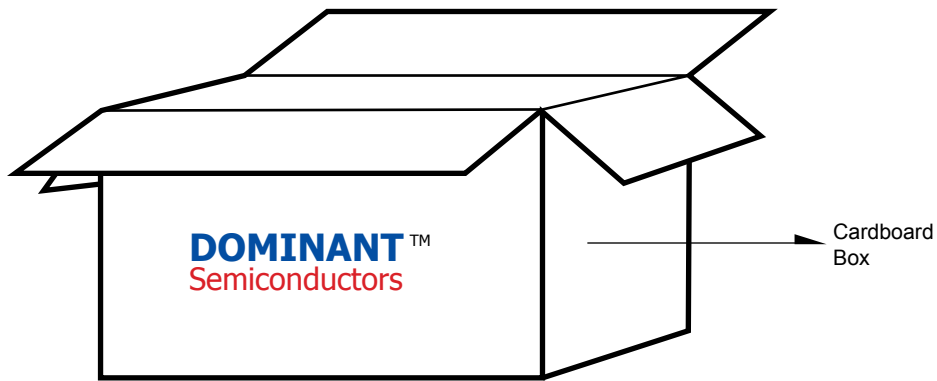




**Packaging Specification**



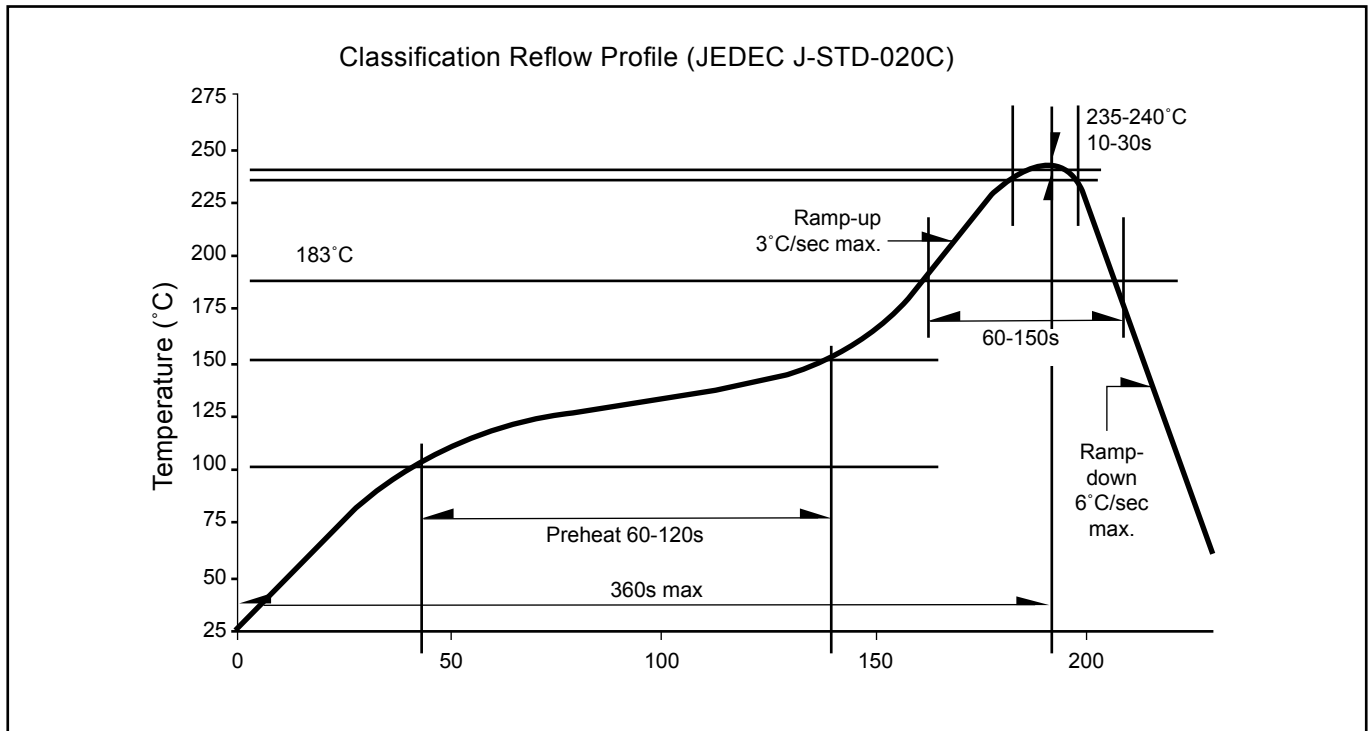
	Average 1pc SpiceLED	1 completed bag (3000pcs)
Weight (gram)	0.001	140 ± 10



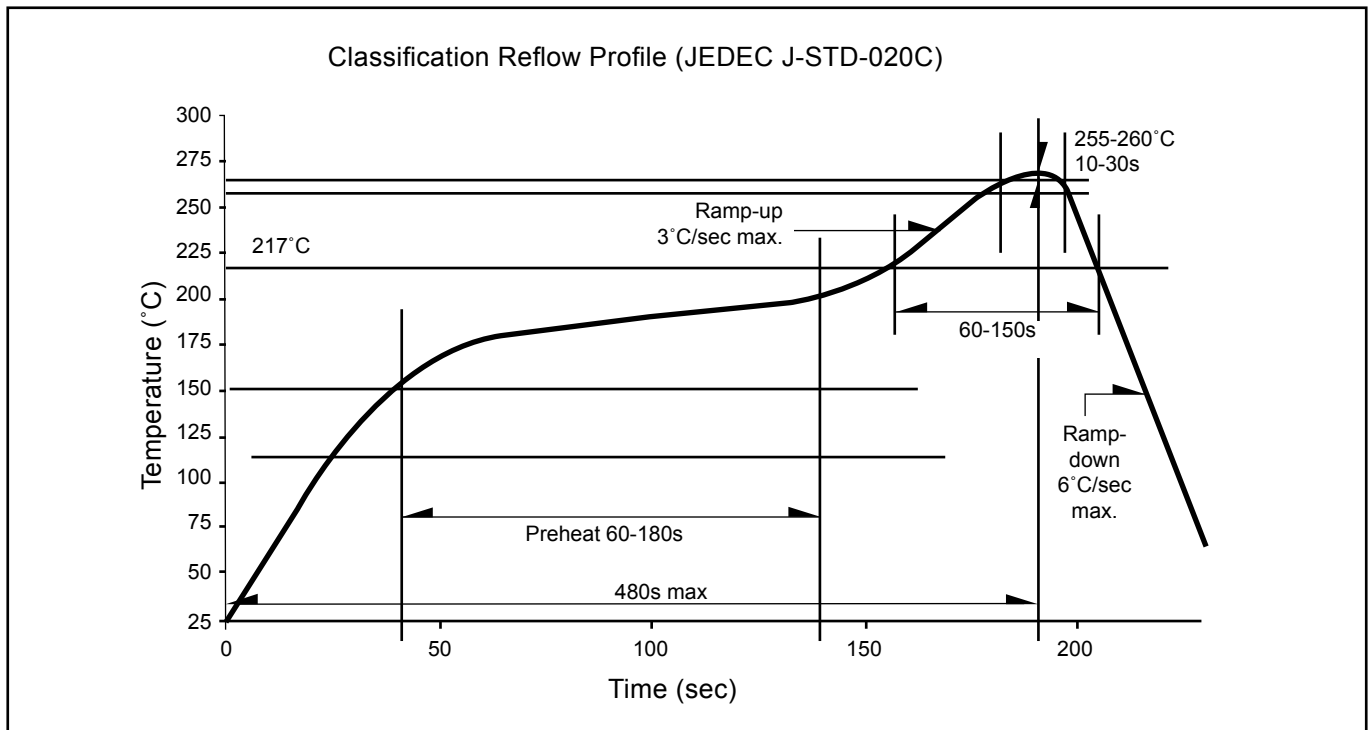
**For SpiceLED™**

Cardboard Box Size	Dimensions (mm)	Empty Box Weight (kg)	Reel / Box	Quantity / Box (pcs)
Small	300 x 250 x 250	0.58	15 reels MAX	45,000 MAX
Large	416 x 516 x 476	1.74	55 reels MAX	165,000 MAX

**Recommended Sn-Pb IR-Reflow Soldering Profile**



**Recommended Pb-free Soldering Profile**



**Revision History**

Page	Subjects	Date of Modification
-	New Format	10 Mar 2006

**NOTE**

All the information contained in this document is considered to be reliable at the time of publishing. However, DOMINANT Semiconductors does not assume any liability arising out of the application or use of any product described herein.

DOMINANT Semiconductors reserves the right to make changes at any time without prior notice to any products in order to improve reliability, function or design.

DOMINANT Semiconductors products are not authorized for use as critical components in life support devices or systems without the express written approval from the Managing Director of DOMINANT Semiconductors.

