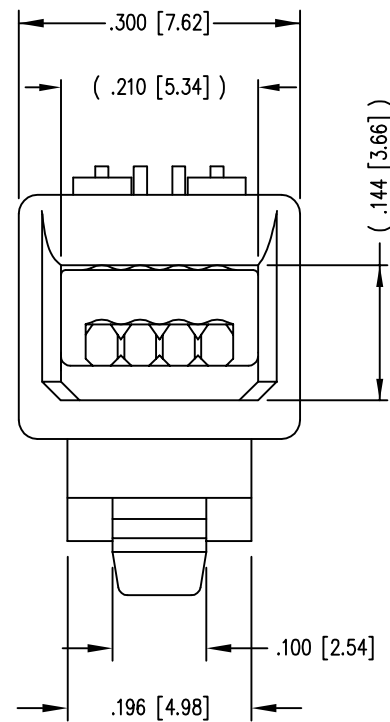
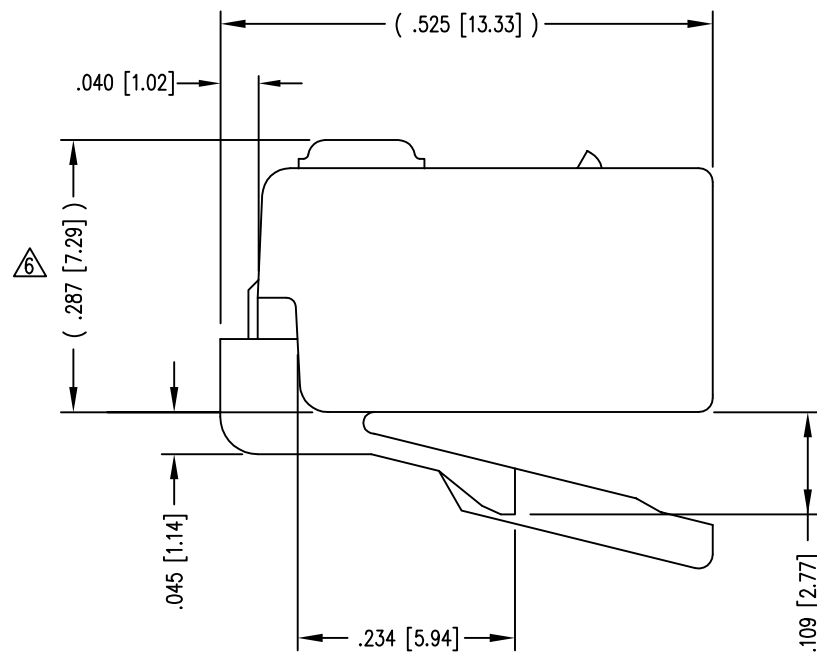
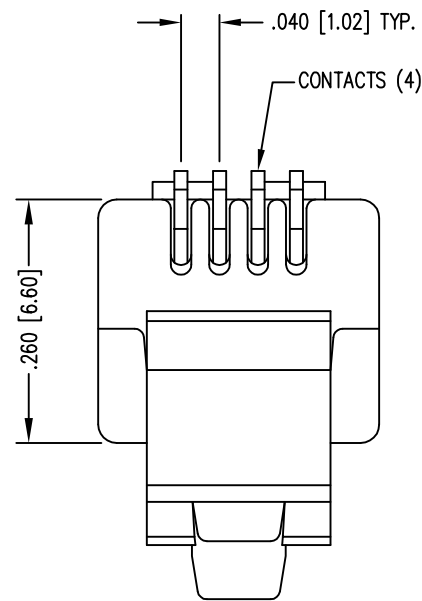
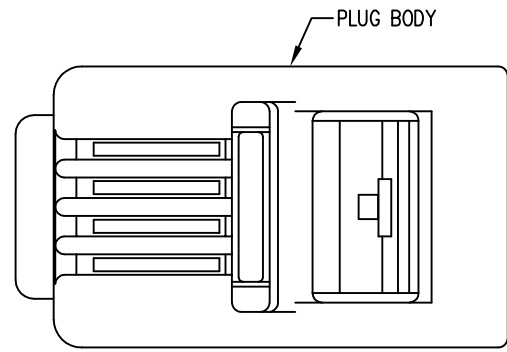


DATE	REV	ECN	APP'D. BY
2-2-06	A5	7560	JM
12-2-10	A6	9094	TRM
5-22-12	A7	9472	SMN
1-5-15	A8	10166	TRM

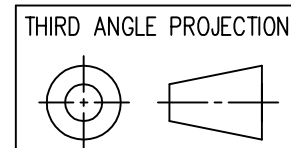


NOTES:

- 1- PLUG KIT CONSISTS OF :  
PRE-INSERTED PLUG HOUSING
- 2- MATERIALS :  
FRONT HOUSING PLASTIC : CLEAR POLYCARBONATE, UL 94-V0  
CONTACTS : PHOSPHOR BRONZE, SELECTIVE GOLD PLATING
- 3- CONTACTS TERMINATE STRANDED CONDUCTORS UP  
TO .037 [0.94] OUTSIDE DIAMETER OF INSULATION.
- 4- FOR PRODUCT SPECIFICATION SEE PR026-01.
- 5- DIMENSIONS AND TOLERANCES COMPLY WITH TIA-1096 STANDARD.
- △ TERMINATED PLUG HEIGHT: .237 [6.02] ±.005 [0.13]

50 MICRO-INCHES [1.27um]	937-SP-3044-OB
CONTACT PLATING IN MATING AREA	PART NUMBER

REV. 6/3/05



1118 Susquehanna Trail South  
Glen Rock, PA 17327-9199  
(717) 235-7512  
<http://www.stewartconnector.com>

DO NOT SCALE DRAWING  
DRAWING IS SUBJECT TO  
CHANGE WITHOUT NOTICE

TITLE: FOUR CONDUCTOR/FOUR POSITION LINE CORD MODULE;  
OPEN BACK

DIMENSIONS: INCHES [METRIC]  
UNLESS OTHERWISE SPECIFIED  
TOLERANCES ARE ±.005 [0.13]  
ANGLES ARE ± 1°

THIS DRAWING AND THE SUBJECT MATTER SHOWN THEREON ARE  
CONFIDENTIAL AND THE PROPRIETARY PROPERTY OF STEWART CONNECTOR  
AND SHALL NOT BE REPRODUCED, COPIED, OR USED IN ANY MANNER WITHOUT  
PRIOR WRITTEN CONSENT OF STEWART CONNECTOR. THIS PRODUCT  
MAY BE PROTECTED BY ONE OR MORE OF THE FOLLOWING US PATENTS:  
5628647 6402559 6409535 6524128  
7753717 8033863  
OTHER PATENTS MAY BE PENDING.

DRN BY: JAF DATE 2-2-06  
APPD BY: JM DATE 2-2-06

SHEET NO. 1 OF 1

DWG NO. CT300097 REV. A8

