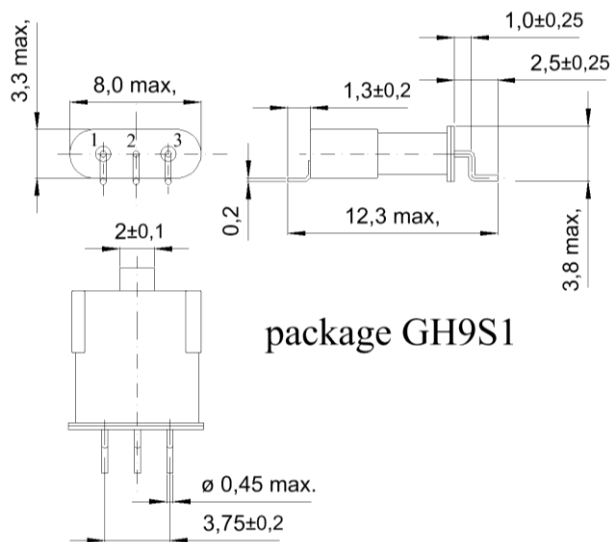


Specification for monolithic crystal filter:

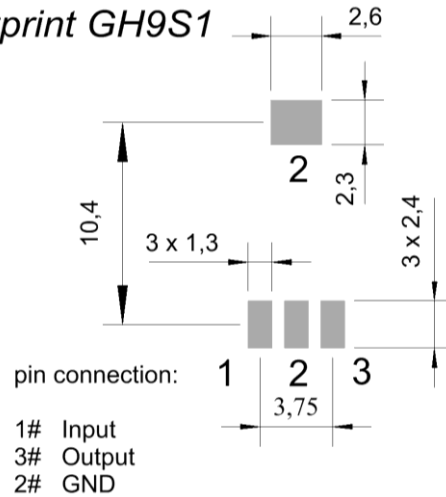
MQF 21.4-3000/62

1. General

1.1. Package:



Footprint GH9S1



- | | |
|-----------------------------------|------------------|
| 1.2. Type name: | MQF 21.4-3000/62 |
| 1.3. Number of poles: | 2 |
| 1.4. Operating temperature range: | -40°C to +85°C |
| 1.5. Storage temperature range: | -55°C to +105°C |

2. Electric values

- | | |
|-----------------------------------|----------|
| 2.1. Nominal centre frequency fo: | 21.4 MHz |
|-----------------------------------|----------|

2.2. **Pass band**

- | | |
|---|---------------|
| 2.2.1. Bandwidth between 3 dB - frequencies: | ≥ fo ± 15 kHz |
| 2.2.2. Ripple (at fo ± 10 kHz): | ≤ 1.0 dB |
| 2.2.3. Insertion loss:
(measured on smallest attenuation in pass band) | ≤ 1.5 dB |

2.3. **Stop band**

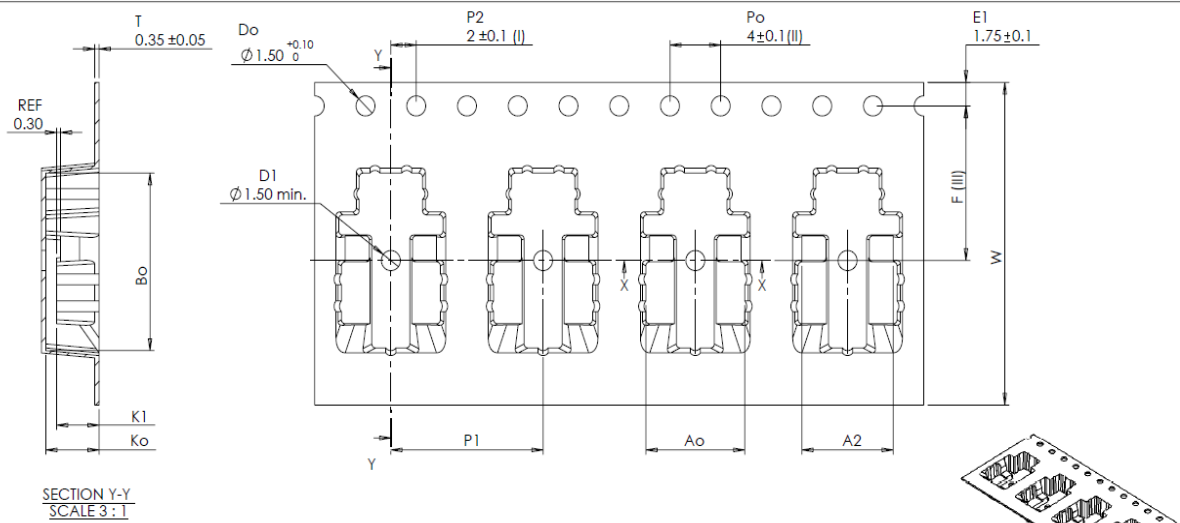
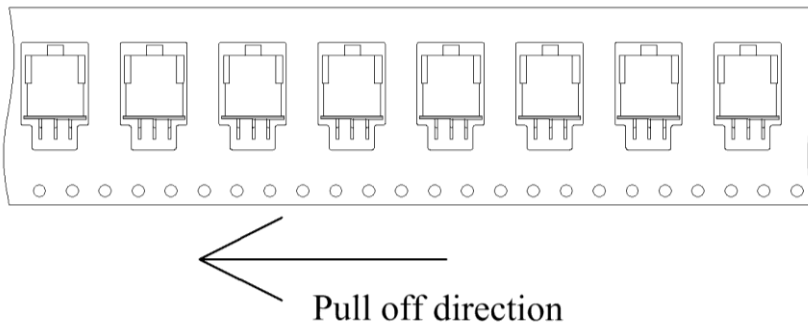
- | | |
|---------------------------------|---------|
| 2.3.1. fo ± 45 kHz | ≥ 15 dB |
| 2.3.2. fo ± 75 kHz | ≥ 20 dB |
| 2.3.3. fo + 300 kHz.....+ 1 MHz | ≥ 35 dB |
| 2.3.4. fo - 300 kHz.....- 1 MHz | ≥ 35 dB |
| 2.3.5. Spurious responses: | ≥ 8 dB |

- | | |
|---|------------------|
| 2.4. Terminating impedance R//C (input and output): | 1500 Ω // 1.0 pF |
|---|------------------|

- | | |
|-------------|---|
| 3. Marking: | manufacturer, date code
21.4-3000/62 |
|-------------|---|

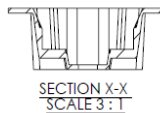
- | | |
|----------------------------|---|
| 4. Environment conditions: | Corresponding to Vectron standard CF001 |
|----------------------------|---|

5. Reflow soldering for Pb-free assembly: > 100°C for maximum 600 seconds
 > 200°C for maximum 180 seconds
 > 260°C for maximum 30 seconds (peak
 temperature) cool - down time: 2 hours
6. Packing (maximum 1000 pcs. per reel)



Ao	7.80	+/-0.15
A2	7.20	+/-0.1
Bo	13.20	+/-0.15
Ko	4.20	+/-0.15
K1	3.35	+/-0.1
F	11.50	+/-0.1
P1	12.00	+/-0.1
W	24.00	+/-0.3

Tooling Code : FLATBED - 8
 ESTIMATED MAX LENGTH: 49 m per 2283



- (I) Measured from centreline of sprocket hole to centreline of pocket.
- (II) Cumulative tolerance of 10 sprocket holes is ± 0.20.
- (III) Measured from centreline of sprocket hole to centreline of pocket.
- (IV) Other material available.

ALL DIMENSIONS IN MILLIMETRES UNLESS OTHERWISE STATED.

Edited by: date: _____ name: _____