




Data Sheet



Product Category: VCXO Surface Mount

Series Number	Package	Description	Last Modified
567	J-Lead Plastic	HCMOS / TTL Output	Jan. 01 2007

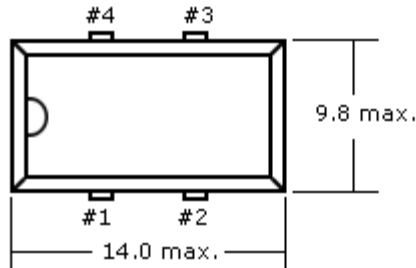
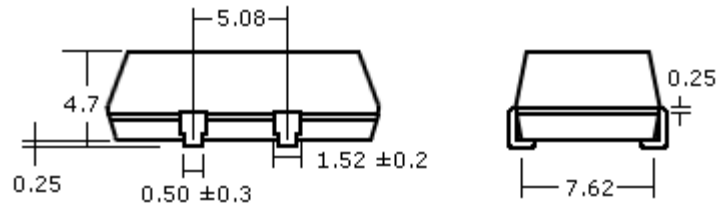
FEATURES

- Wide voltage control range
- Wave form symmetry of 40/60%
- HCMOS / TTL output
- Industry standard J-Lead Plastic Package
- RoHs / Lead Free compliant 

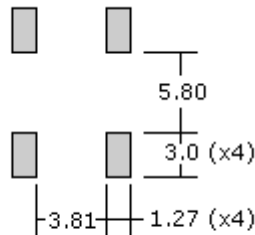


OPERATING CONDITIONS / ELECTRICAL CHARACTERISTICS

PARAMETERS	CONDITIONS	CHARACTERISTICS		UNITS
Output Logic	-	HCMOS / TTL Output		-
Input Voltage (VDD)	-	3.3 ±10%	5.0 ±10%	VDC
Frequency Range (f₀)	-	1.544 ~ 32.000		MHz
Operating Temperature (T_{OPR})	-	0 ~ +70 (Std.) / -40 ~ 85 (Option)		°C
Storage Temperature (T_{STG})	-	-55 ~ +125		°C
Overall Frequency Stability	-	±50, ±100 max.		PPM
	(a) Frequency Tolerance	Inclusive of Overall Stability		-
	(b) Temperature Stability	Inclusive of Overall Stability (Operating Temperature)		-
	(c) Input Voltage Stability	Inclusive of Overall Stability (VDD ±10%)		-
	(d) Load Stability	Inclusive of Overall Stability (RL ±5%)		-
Input Current (I_{DD})	-	10 ~ 35 max.	15 ~ 50 max.	mA
Aging	@ 25°C	±5 max.		PPM/Y
Rise Time (T_R) & Fall Time (TF)	-	8 max. (0.4V to 2.4V w/TTL , 20% to 80% /HCMOS)		nS
Pin 1 Control Voltage Range	-	1.65 ±1.35	2.5 ±2.0	V
Output Voltage High "1" VOH	TTL Load	2.4 min.		VDC
	HCMOS Load	2.7 min.	VDD - 0.5 min.	
Output Voltage Low "0" VOL	TTL Load	0.4 max.		VDC
	HCMOS Load	0.5 max.		
Duty Cycle	-	50 ±10 (Std.) / 50 ±5 (Option)		%
Start-Up Time (T_S)	-	6 max.		mS
Jitter	-	±25 max.		ps
Linearity	-	±20 (Std.)		%
Absolute Pull Range (APR)	-	±50, ±100, ±150 min.		PPM

PACKAGE DIMENSIONS (mm)

PIN CONNECTIONS	
#1	Voltage Control
#2	Ground
#3	Output
#4	VDD



Suggested Solder Pad Layout

PART NUMBER GUIDE

Series Number	Frequency	Voltage Supply Option	Frequency Tolerance & Stability (max.)	Operating Temp. (°C)	Duty Cycle	Absolute Pulling Range	Linearity
567	- 25.0 M	- 3	E	N	- T	P1	20
Oscilent VCXO	Enter your desired frequency e.g. 25.0M for 25.000 MHz	5 = 5VDC 3 = 3.3VDC	D = ±100 PPM E = ±50 PPM	Blank* = 0~+70 N = -40~+85	Blank* = 50±10% T = 50±5%	P1 = 50PPM P2 = 100PPM P3 = 150PPM	20 = 20%
<p>NOTE: - Deviations on all parameters available. Please consult Oscilent for details.</p> <p>DEFINITIONS: - Click on the characteristic names above for definitions of that particular characteristic.</p> <p>*STANDARDS: - "Blank" part number selections indicate standard variables for that particular characteristic.</p> <p>PACKAGING: - Standard tube packaging, add -TR for Tape/Reel. Click here for tape/reel specifications</p>							

Oscilent Corporation - CALL **949.252.0522****Series No.:** 567

18195 East McDermott Street, Building D, Irvine, CA 92614, USA
 Fax: 949.252.0599, E-Mail: Sales@Oscilent.com