

PLEASE CHECK WWW.MOLEX.COM FOR LATEST PART INFORMATION

Part Number: [0009483064](#)
Status: **Active**
Description: 3.96mm (.156") Pitch KK® PC Board Connector, Bottom Entry, Polyester Connector, Gold (Au) Selective, 6 Circuits

Documents:

[3D Model](#) [Product Specification PS-08-50 \(PDF\)](#)
[Drawing \(PDF\)](#) [RoHS Certificate of Compliance \(PDF\)](#)

Agency Certification

CSA LR19980
 UL E29179

General

Product Family PCB Receptacles
 Series [41815](#)
 Application Board-to-Board
 Product Name KK®

Physical

Circuits (Loaded) 6
 Flammability 94V-0
 Glow-Wire Compliant No
 Lock to Mating Part Yes
 Material - Plating Mating Gold
 Material - Plating Termination Tin
 Number of Rows 1
 Orientation Bottom Entry
 PC Tail Length (in) 0.125 In
 PC Tail Length (mm) 3.18 mm
 PCB Locator No
 PCB Retention None
 PCB Thickness Recommended (in) 0.062 In
 PCB Thickness Recommended (mm) 1.60 mm
 Packaging Type Bag
 Pitch - Mating Interface (in) 0.156 In
 Pitch - Mating Interface (mm) 3.96 mm
 Plating min: Mating (µin) 15
 Plating min: Mating (µm) 0.375
 Plating min: Termination (µin) 100
 Plating min: Termination (µm) 2.5
 Polarized to PCB No
 Temperature Range - Operating 0°C to +75°C
 Termination Interface: Style Through Hole

Electrical

Current - Maximum per Contact 5A
 Voltage - Maximum 250V

Solder Process Data

Duration at Max. Process Temperature (seconds) 5
 Lead-free Process Capability Wave Capable (TH only)
 Max. Cycles at Max. Process Temperature 1
 Process Temperature max. C 235

Material Info

Old Part Number A-41815-0443

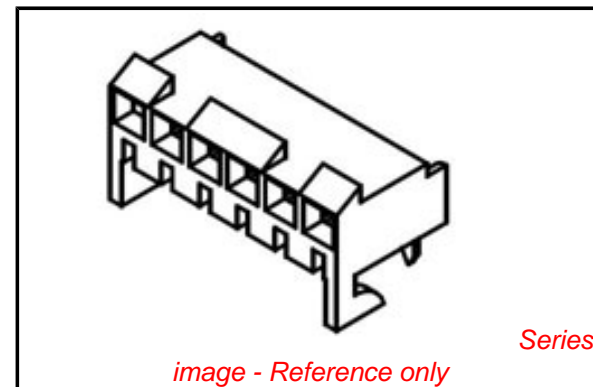


image - Reference only

EU RoHS

**ELV and RoHS
 Compliant**
**REACH SVHC
 Contains SVHC: No**
**Halogen-Free
 Status
 Not Reviewed**

China RoHS



**Need more information on product
 environmental compliance?**

Email productcompliance@molex.com
 For a multiple part number RoHS Certificate of
 Compliance, [click here](#)

Please visit the [Contact Us](#) section for any
 non-product compliance questions.

Search Parts in this Series
[41815Series](#)

Reference - Drawing Numbers

Product Specification
Sales Drawing

PS-08-50
SDA-41815

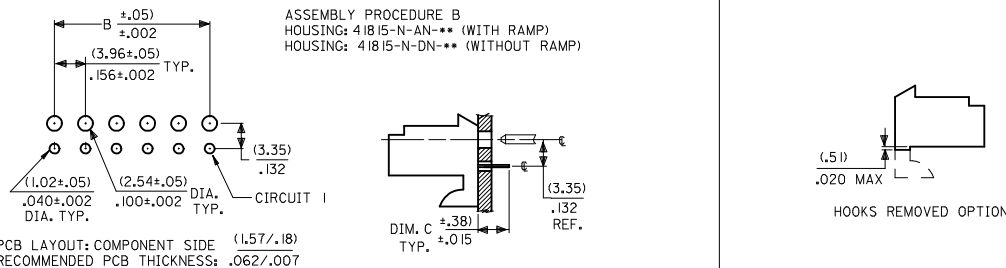
This document was generated on 04/14/2010

PLEASE CHECK WWW.MOLEX.COM FOR LATEST PART INFORMATION

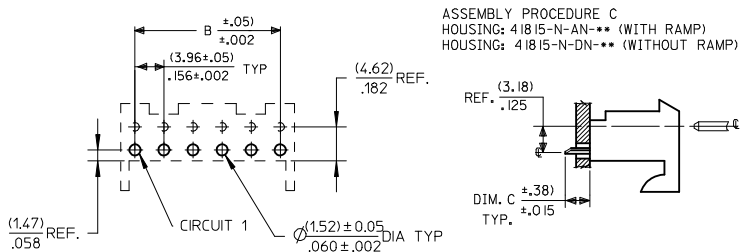
ASSEMBLY PROCEDURE A
HOUSING: 41815-N-AN-** (WITH RAMP)
HOUSING: 41815-N-DN-** (WITHOUT RAMP)



ASSEMBLY PROCEDURE B
HOUSING: 41815-N-AN-** (WITH RAMP)
HOUSING: 41815-N-DN-** (WITHOUT RAMP)



ASSEMBLY PROCEDURE C
HOUSING: 41815-N-AN-** (WITH RAMP)
HOUSING: 41815-N-DN-** (WITHOUT RAMP)



DIM. B	DIM. A	NO. OF CKTS
(3.96) .156	(7.82±.25) .308±.010	2
(7.92) .312	(11.79±.25) .464±.010	3
(11.89) .468	(15.75±.25) .620±.010	4
(15.85) .624	(19.71±.25) .776±.010	5
(19.81) .780	(23.67±.25) .932±.010	6
(23.77) .936	(27.64±.30) 1.088±.012	7
(27.74) 1.092	(31.60±.25) 1.244±.012	8
(31.70) 1.248	(35.56±.30) 1.400±.012	9
(35.66) 1.404	(39.52±.30) 1.556±.012	10
(39.62) 1.560	(43.48±.30) 1.712±.012	11
(43.59) 1.716	(47.45±.30) 1.868±.012	12
(47.55) 1.872	(51.41±.30) 2.024±.012	13
(51.51) 2.028	(55.37±.36) 2.180±.014	14
(55.47) 2.184	(59.33±.36) 2.336±.014	15

NOTES:

- MATERIAL: HOUSING: POLYESTER, 94V-0 COLOR: NATURAL (WHITE)
- FINISH:
 - (102) OVERALL TIN: 0.00508/.000200 MIN OVER 0.00254/.000100 MIN COPPER.
 - (208) SELECT GOLD: 0.00038/.000015 MIN.
* SELECT TIN: 0.00254/.000100 MIN,
OVERALL NICKEL UNDERPLATE: 0.00127/.000050 MIN.
 - (228) SELECT GOLD: 0.00076/.000030 MIN.
* SELECT TIN: 0.00254/.000100 MIN,
OVERALL NICKEL UNDERPLATE: 0.00127/.000050 MIN.
 - (505) OVERALL GOLD: 0.00127/.000050 MIN OVER 0.00127/.000050 MIN NICKEL.
 - (909) OVERALL TIN: 0.00254/.000100 MIN.

*THE PRIMARY SHIPPING CARTON WILL BE LABELED "COMPLIANT TO ROHS DIRECTIVE 2002/95/EC AND ELV ANNEX II OF DIRECTIVE 2002/53/EC". CARTONS WITHOUT THIS LABEL MAY CONTAIN PRODUCT WITH TIN-LEAD PLATING.

- PRODUCT SPECIFICATION: PS-08-50
- PACKAGING: SEE CHARTS
- FOR TOP ENTRY AND RIGHT ANGLE ASSEMBLIES WITH LOWER INSERTION FORCE USE SINGLE BEAM CONTACT. (TERMINAL NO. 4244)
- SOLDERABILITY: WHEN PARTS ARE SOLDERED AT A TEMPERATURE OF 230°C OR 446°F FOR 5 SECONDS EACH SOLDERED SURFACE SHALL BE A MINIMUM OF 95% COVERED WITH A SMOOTH CONTINUOUS ADHERENT COATING. FOR ADDITIONAL INFORMATION SEE ES-152.
- PARTS ARE STACKABLE END TO END ON (3.96) .156
- THIS PART CONFORMS TO CLASS B REQUIREMENTS OF COSMETIC SPEC PS-45499-002.

ADD .31 REF EC NO: WJEP2009-9850850 DRW:KMSAMIEC 2009/01/27 CHKD: 2009/01/27 APPR: JCOMERCI 2009/01/27 AM	QUALITY SYMBOLS ▽=0 ▽=0	GENERAL TOLERANCES (UNLESS SPECIFIED)		DIMENSION STYLE MM/IN		SCALE INCH	DESIGN UNITS INCH	THIRD ANGLE PROJECTION			
		4 PLACES ± --- ± ---	3 PLACES ± --- ± .010	DRAWN BY SAMIEC	DATE 01/28/87	KK 156 HOUSING PCB 41815 SERIES					
		2 PLACES ± --- ± .015	1 PLACE ± --- ± ---	CHECKED BY SAMIEC	DATE 01/28/87	MOLEX INCORPORATED					
		ANGULAR ±1/2°		APPROVED BY LENZ	DATE 01/28/87	MATERIAL NO. SEE CHART	DOCUMENT NO. SDA-41815	SHEET NO. 1 OF 11			
DRAFT WHERE APPLICABLE MUST REMAIN WITHIN DIMENSIONS		SIZE B		THIS DRAWING CONTAINS INFORMATION THAT IS PROPRIETARY TO MOLEX INCORPORATED AND SHOULD NOT BE USED WITHOUT WRITTEN PERMISSION							



KK 156 PCB ASSY 2-15 CKT

41815 SERIES

Assy. Proc:	RIGHT ANGLE
Housing No:	41815-N-AN
Options	WITH RAMP
Terminal No:	2144-BA-A1AA-102B
Term Matl:	PHOS BRONZE
Plating:	102 TIN
Dim C:	(3.68) / .145
Voids:	NONE
Hooks Cut:	NO
Packaging:	PK-41815-001 TRAY

Assy. Proc:	RIGHT ANGLE
Housing No:	41815-N-AN
Options	WITH RAMP
Terminal No:	2144-BA-A1AA-208B
Term Matl:	PHOS BRONZE
Plating:	208 – 15 GOLD
Dim C:	(3.68) / .145
Voids:	NONE
Hooks Cut:	NO
Packaging:	PK-41815-001 TRAY

Assy. Proc:	BOTTOM ENTRY
Housing No:	41815-N-AN
Options	WITH RAMP
Terminal No:	6298-1-102
Term Matl:	PHOS BRONZE
Plating:	102 – TIN
Dim C:	(3.18)/. 125
Voids:	NONE
Hooks Cut:	NO
Packaging:	PK-41815-001 TRAY

Assy. Proc:	BOTTOM ENTRY
Housing No:	41815-N-AN
Options	WITH RAMP
Terminal No:	6298-1-208
Term Matl:	PHOS BRONZE
Plating:	208 – 15 GOLD
Dim C:	(3.18)/. 125
Voids:	NONE
Hooks Cut:	NO
Packaging:	PK-41815-001 TRAY

Ckts	Material No	Engineer Number
2	09-48-1024	A-41815-0002
3	09-48-1034	A-41815-0003
4	09-48-1044	A-41815-0004
5	09-48-1054	A-41815-0005
6	09-48-1064	A-41815-0006
7	09-48-1074	A-41815-0007
8	09-48-1084	A-41815-0008
9	09-48-1094	A-41815-0009
10	09-48-1104	A-41815-0010
11	09-48-1114	A-41815-0011
12	09-48-1124	A-41815-0012
13	09-48-1134	A-41815-0013
14	09-48-1144	A-41815-0014
15	09-48-1154	A-41815-0015

Material No	Engineer Number
09-48-5024	A-41815-0016
09-48-5034	A-41815-0017
09-48-5044	A-41815-0018
09-48-5054	A-41815-0019
09-48-5064	A-41815-0020
09-48-5074	A-41815-0021
09-48-5084	A-41815-0022
09-48-5094	A-41815-0023
09-48-5104	A-41815-0024
09-48-5114	A-41815-0025
09-48-5124	A-41815-0026
09-48-5134	A-41815-0027
09-48-5144	A-41815-0028
09-48-5154	A-41815-0029

Material No	Engineer Number
09-48-4029	A-41815-0030
09-48-4039	A-41815-0031
09-48-4049	A-41815-0032
09-48-4059	A-41815-0033
09-48-4069	A-41815-0034
09-48-4079	A-41815-0035
09-48-4089	A-41815-0036
09-48-4099	A-41815-0037
09-48-4109	A-41815-0038
09-48-4119	A-41815-0039
09-48-4129	A-41815-0040
09-48-4139	A-41815-0041
09-48-4149	A-41815-0042
09-48-4159	A-41815-0043

Material No	Engineer Number
09-48-5026	A-41815-0044
09-48-5036	A-41815-0045
09-48-5046	A-41815-0046
09-48-5056	A-41815-0047
09-48-5066	A-41815-0048
09-48-5076	A-41815-0049
09-48-5086	A-41815-0050
09-48-5096	A-41815-0051
09-48-5106	A-41815-0052
09-48-5116	A-41815-0053
09-48-5126	A-41815-0054
09-48-5136	A-41815-0055
09-48-5146	A-41815-0056
09-48-5156	A-41815-0057

REV: AL6	ECR/ECN INFORMATION:		TITLE: KK 156 HOUSING ASSY PCB 41815 SERIES DWG	SHEET No. - 2 -
	EC NO.	UCP2009-0167		
	DATE:	10/30/2008		
DOCUMENT NUMBER: SDA-41815		CREATED / REVISED BY: MKIPPER	CHECKED BY: JBELL	APPROVED BY: FSMITH



KK 156 PCB ASSY 2-15 CKT

41815 SERIES

Assy. Proc:	TOP ENTRY
Housing No:	41815-N-AN
Options	WITH RAMP
Terminal No:	2144-BA-A1AA-102B
Term Matl:	PHOS BRONZE
Plating:	102 – TIN
Dim C:	(3.05) / .120
Voids:	NONE
Hooks Cut:	NO
Packaging:	PK-41815-001 TRAY

Assy. Proc:	TOP ENTRY
Housing No:	41815-N-AN
Options	WITH RAMP
Terminal No:	2144-BA-A1AA-208B
Term Matl:	PHOS BRONZE
Plating:	208 – 15 GOLD
Dim C:	(3.05) / .120
Voids:	NONE
Hooks Cut:	NO
Packaging:	PK-41815-001 TRAY

Ckts	Material No	Engineer Number
2	09-48-4028	A-41815-0058
3	09-48-4038	A-41815-0059
4	09-48-4048	A-41815-0060
5	09-48-4058	A-41815-0061
6	09-48-4068	A-41815-0062
7	09-48-4078	A-41815-0063
8	09-48-4088	A-41815-0064
9	09-48-4098	A-41815-0065
10	09-48-4108	A-41815-0066
11	09-48-4118	A-41815-0067
12	09-48-4128	A-41815-0068
13	09-48-4138	A-41815-0069
14	09-48-4148	A-41815-0070
15	09-48-4158	A-41815-0071

Material No	Engineer Number
09-48-5025	A-41815-0072
09-48-5035	A-41815-0073
09-48-5045	A-41815-0074
09-48-5055	A-41815-0075
09-48-5065	A-41815-0076
09-48-5075	A-41815-0077
09-48-5085	A-41815-0078
09-48-5095	A-41815-0079
09-48-5105	A-41815-0080
09-48-5115	A-41815-0081
09-48-5125	A-41815-0082
09-48-5135	A-41815-0083
09-48-5145	A-41815-0084
09-48-5155	A-41815-0085

REV: AL6	ECR/ECN INFORMATION:		TITLE: KK 156 HOUSING ASSY PCB 41815 SERIES DWG	<u>SHEET No.</u>
	EC NO.	UCP2009-0167		- 3 -
	DATE:	10/30/2008		
DOCUMENT NUMBER: SDA-41815		CREATED / REVISED BY: MKIPPER	CHECKED BY: JBELL	APPROVED BY: FSMITH



KK 156 PCB ASSY 2-15 CKT

41815 SERIES

Assy. Proc:	BOTTOM ENTRY
Housing No:	41815-N-AN
Options	WITH RAMP
Terminal No:	2188-1-P909
Term Matl:	BRASS
Plating:	P909 – TIN
Dim C:	(3.18) / .125
Voids:	NONE
Hooks Cut:	NO
Packaging:	PK-41815-001 TRAY

Assy. Proc:	TOP ENTRY
Housing No:	41815-N-AN
Options	WITH RAMP
Terminal No:	2144-AA-A1AA-P909B
Term Matl:	BRASS
Plating:	P909 – TIN
Dim C:	(3.05) / .120
Voids:	NONE
Hooks Cut:	YES
Packaging:	PK-41815-001 TRAY

Assy. Proc:	RIGHT ANGLE
Housing No:	41815-N-AN
Options	WITH RAMP
Terminal No:	2144-AA-A1AA-122B
Term Matl:	BRASS
Plating:	122 – TIN
Dim C:	(3.68) / .145
Voids:	NONE
Hooks Cut:	NO
Packaging:	PK-41815-001 TRAY

Assy. Proc:	BOTTOM ENTRY
Housing No:	41815-N-AN
Options	WITH RAMP
Terminal No:	2188-1-102
Term Matl:	BRASS
Plating:	102 – TIN
Dim C:	(3.18) / .125
Voids:	NONE
Hooks Cut:	NO
Packaging:	PK-41815-001 TRAY

Ckts	Material No	Engineer Number
2	09-48-2022	A-41815-0100
3	09-48-2032	A-41815-0101
4	09-48-2042	A-41815-0102
5	09-48-2052	A-41815-0103
6	09-48-2062	A-41815-0104
7	09-48-2072	A-41815-0105
8	09-48-2082	A-41815-0106
9	09-48-2092	A-41815-0107
10	09-48-2102	A-41815-0108
11	09-48-2112	A-41815-0109
12	09-48-2122	A-41815-0110
13	09-48-2132	A-41815-0111
14	09-48-2142	A-41815-0112
15	09-48-2152	A-41815-0113

Material No	Engineer Number
09-48-2025	A-41815-0114
09-48-2035	A-41815-0115
09-48-2045	A-41815-0116
09-48-2055	A-41815-0117
09-48-2065	A-41815-0118
09-48-2075	A-41815-0119
09-48-2085	A-41815-0120
09-48-2095	A-41815-0121
09-48-2105	A-41815-0122
09-48-2115	A-41815-0123
09-48-2125	A-41815-0124
09-48-2135	A-41815-0125
09-48-2145	A-41815-0126
09-48-2155	A-41815-0127

Material No	Engineer Number
41815-0128	A-41815-0128
41815-0129	A-41815-0129
41815-0130	A-41815-0130
41815-0131	A-41815-0131
41815-0132	A-41815-0132
41815-0133	A-41815-0133
41815-0134	A-41815-0134
41815-0135	A-41815-0135
41815-0136	A-41815-0136
41815-0137	A-41815-0137
09-48-1122	A-41815-0138
41815-0139	A-41815-0139
41815-0140	A-41815-0140
41815-0141	A-41815-0141

Material No	Engineer Number
09-48-4022	A-41815-0142
09-48-4032	A-41815-0143
09-48-4042	A-41815-0144
09-48-4052	A-41815-0145
09-48-4062	A-41815-0146
09-48-4072	A-41815-0147
09-48-4082	A-41815-0148
09-48-4092	A-41815-0149
09-48-4102	A-41815-0150
09-48-4112	A-41815-0151
09-48-4122	A-41815-0152
09-48-4132	A-41815-0153
09-48-4142	A-41815-0154
09-48-4152	A-41815-0155

REV: AL6	ECR/ECN INFORMATION:		TITLE: KK 156 HOUSING ASSY PCB 41815 SERIES DWG	SHEET No. - 4 -
	EC NO.	UCP2009-0167		
	DATE:	10/30/2008		
DOCUMENT NUMBER: SDA-41815		CREATED / REVISED BY: MKIPPER	CHECKED BY: JBELL	APPROVED BY: FSMITH



KK 156 PCB ASSY 2-15 CKT

41815 SERIES

Ckts	Material No	Engineer Number	Assy. Proc:	Housing No:	Options	Terminal No:	Term Matl:	Plating:	Dim C:	Voids:	Hooks Cut:	Packaging:
			BOTTOM ENTRY	41815-N-AN	WITH RAMP	6298-1-102	PHOS BRONZE	102 – TIN	(4.60) / .160	NONE	NO	PK-41815-001 TRAY
2			BOTTOM ENTRY	41815-N-AN	WITH RAMP	2188-1-228	BRASS	228 – GOLD	(3.18) / .125	NONE	NO	PK-41815-001 TRAY
3			RIGHT ANGLE	41815-N-AN	WITH RAMP	2144-AA-A1AA-P909B	BRASS	P909 – TIN	(3.68) / .145	NONE	NO	PK-41815-001 TRAY
4												
5												
6												
7												
8												
9												
10												
11												
12												
13												
14												
15												

REV:	ECR/ECN INFORMATION:		TITLE:	SHEET No.
AL6	EC NO.	UCP2009-0167	KK 156 HOUSING ASSY PCB 41815 SERIES DWG	- 5 -
	DATE:	10/30/2008		
DOCUMENT NUMBER:		CREATED / REVISED BY:	CHECKED BY:	APPROVED BY:
SDA-41815		MKIPPER	JBELL	FSMITH



KK 156 PCB ASSY 2-15 CKT

41815 SERIES

Assy. Proc:	RIGHT ANGLE
Housing No:	41815-N-AN
Options	WITH RAMP
Terminal No:	2144-AA-A1AA-228B
Term Matl:	BRASS
Plating:	228 – GOLD
Dim C:	(3.68) / .145
Voids:	NONE
Hooks Cut:	NO
Packaging:	PK-41815-001 TRAY

Assy. Proc:	BOTTOM ENTRY
Housing No:	41815-N-DN
Options	NO RAMPS
Terminal No:	2188-P909
Term Matl:	BRASS
Plating:	P909 – TIN
Dim C:	(4.06) / .160
Voids:	NONE
Hooks Cut:	YES
Packaging:	PK-41815-001 TRAY

Assy. Proc:	RIGHT ANGLE
Housing No:	41815-N-AN
Options	WITH RAMP
Terminal No:	2144-AA-A1AA-505B
Term Matl:	BRASS
Plating:	505 – GOLD
Dim C:	(3.68) / .145
Voids:	NONE
Hooks Cut:	NO
Packaging:	PK-41815-001 TRAY

Assy. Proc:	TOP ENTRY
Housing No:	41815-N-DN
Options	NO RAMPS
Terminal No:	2144-AA-A1AA-P909B
Term Matl:	BRASS
Plating:	P909 – TIN
Dim C:	(3.05) / .120
Voids:	NONE
Hooks Cut:	NO
Packaging:	PK-41815-001 TRAY

Ckts	Material No	Engineer Number
2	09-48-5023	A-41815-0313
3	09-48-5033	A-41815-0314
4	09-48-5043	A-41815-0315
5	09-48-5053	A-41815-0316
6	09-48-5063	A-41815-0317
7	09-48-5073	A-41815-0318
8	09-48-5083	A-41815-0319
9	09-48-5093	A-41815-0320
10	09-48-5103	A-41815-0321
11	09-48-5113	A-41815-0322
12	09-48-5123	A-41815-0323
13	09-48-5133	A-41815-0324
14	09-48-5143	A-41815-0325
15	09-48-5153	A-41815-0326

Material No	Engineer Number
41815-0327	A-41815-0327
41815-0328	A-41815-0328
41815-0329	A-41815-0329
09-48-2056	A-41815-0330
41815-0331	A-41815-0331
41815-0332	A-41815-0332
09-48-2086	A-41815-0333
41815-0334	A-41815-0334
09-48-2106	A-41815-0335
41815-0336	A-41815-0336
41815-0337	A-41815-0337
41815-0338	A-41815-0338
41815-0339	A-41815-0339
41815-0340	A-41815-0340

Material No	Engineer Number
41815-0341	A-41815-0341
09-48-3037	A-41815-0342
41815-0343	A-41815-0343
41815-0344	A-41815-0344
41815-0345	A-41815-0345
41815-0346	A-41815-0346
41815-0347	A-41815-0347
41815-0348	A-41815-0348
41815-0349	A-41815-0349
41815-0350	A-41815-0350
41815-0351	A-41815-0351
41815-0352	A-41815-0352
41815-0353	A-41815-0353
41815-0354	A-41815-0354

Material No	Engineer Number
41815-0355	A-41815-0355
41815-0356	A-41815-0356
09-48-2047	A-41815-0357
41815-0358	A-41815-0358
41815-0359	A-41815-0359
41815-0360	A-41815-0360
41815-0361	A-41815-0361
41815-0362	A-41815-0362
09-48-2107	A-41815-0363
41815-0364	A-41815-0364
41815-0365	A-41815-0365
41815-0366	A-41815-0366
41815-0367	A-41815-0367
41815-0368	A-41815-0368

REV: AL6	ECR/ECN INFORMATION:		TITLE: KK 156 HOUSING ASSY PCB 41815 SERIES DWG	SHEET No.
	EC NO.	UCP2009-0167		- 6 -
	DATE:	10/30/2008		
DOCUMENT NUMBER: SDA-41815		CREATED / REVISED BY: MKIPPER	CHECKED BY: JBELL	APPROVED BY: FSMITH



KK 156 PCB ASSY 2-15 CKT

41815 SERIES

Assy. Proc:	RIGHT ANGLE
Housing No:	41815-N-AN
Options	WITH RAMP
Terminal No:	4244-A-102A
Term Matl:	PHOS BRONZE
Plating:	102 – TIN
Dim C:	(3.68) / .145
Voids:	NONE
Hooks Cut:	NO
Packaging:	PK-41815-001 TRAY

Assy. Proc:	BOTTOM ENTRY
Housing No:	41815-N-AN
Options	WITH RAMP
Terminal No:	2188-1-122
Term Matl:	BRASS
Plating:	TIN – 122
Dim C:	(3.18) / .125
Voids:	NONE
Hooks Cut:	NO
Packaging:	PK-41815-001 TRAY

Assy. Proc:	RIGHT ANGLE
Housing No:	41815-N-AN
Options	WITH RAMP
Terminal No:	2144-AA-A1AA-208B
Term Matl:	BRASS
Plating:	208 – 15 GOLD
Dim C:	(3.68) / .145
Voids:	NONE
Hooks Cut:	NO
Packaging:	PK-41815-001 TRAY

Assy. Proc:	BOTTOM ENTRY
Housing No:	41815-N-AN
Options	WITH RAMP
Terminal No:	2188-1-208
Term Matl:	BRASS
Plating:	208 – 15 GOLD
Dim C:	(3.18) / .125
Voids:	NONE
Hooks Cut:	NO
Packaging:	PK-41815-001 TRAY

Ckts	Material No	Engineer Number	Material No	Engineer Number	Material No	Engineer Number	Material No	Engineer Number
2	09-48-1023	A-41815-0369	09-48-4025	A-41815-0383	09-48-3025	A-41815-0425	09-48-3024	A-41815-0439
3	09-48-1033	A-41815-0370	09-48-4035	A-41815-0384	09-48-3035	A-41815-0426	09-48-3034	A-41815-0440
4	09-48-1043	A-41815-0371	09-48-4045	A-41815-0385	09-48-3045	A-41815-0427	09-48-3044	A-41815-0441
5	09-48-1053	A-41815-0372	09-48-4055	A-41815-0386	09-48-3055	A-41815-0428	09-48-3054	A-41815-0442
6	09-48-1063	A-41815-0373	09-48-4065	A-41815-0387	09-48-3065	A-41815-0429	09-48-3064	A-41815-0443
7	09-48-1073	A-41815-0374	09-48-4075	A-41815-0388	09-48-3075	A-41815-0430	09-48-3074	A-41815-0444
8	09-48-1083	A-41815-0375	09-48-4085	A-41815-0389	09-48-3085	A-41815-0431	09-48-3084	A-41815-0445
9	09-48-1093	A-41815-0376	09-48-4095	A-41815-0390	09-48-3095	A-41815-0432	09-48-3094	A-41815-0446
10	09-48-1103	A-41815-0377	09-48-4105	A-41815-0391	09-48-3105	A-41815-0433	09-48-3104	A-41815-0447
11	09-48-1113	A-41815-0378	09-48-4115	A-41815-0392	09-48-3115	A-41815-0434	09-48-3114	A-41815-0448
12	09-48-1123	A-41815-0379	09-48-4125	A-41815-0393	09-48-3125	A-41815-0435	09-48-3124	A-41815-0449
13	09-48-1133	A-41815-0380	09-48-4135	A-41815-0394	09-48-3135	A-41815-0436	09-48-3134	A-41815-0450
14	09-48-1143	A-41815-0381	09-48-4145	A-41815-0395	09-48-3145	A-41815-0437	09-48-3144	A-41815-0451
15	09-48-1153	A-41815-0382	09-48-4155	A-41815-0396	09-48-3155	A-41815-0438	09-48-3154	A-41815-0452

REV: AL6	ECR/ECN INFORMATION:		TITLE: KK 156 HOUSING ASSY PCB 41815 SERIES DWG	SHEET No. - 7 -
	EC NO.	UCP2009-0167		
	DATE:	10/30/2008		
DOCUMENT NUMBER: SDA-41815		CREATED / REVISED BY: MKIPPER	CHECKED BY: JBELL	APPROVED BY: FSMITH



KK 156 PCB ASSY 2-15 CKT

41815 SERIES

Assy. Proc:	TOP ENTRY
Housing No:	41815-N-AN
Options	WITH RAMP
Terminal No:	2144-AA-A1AA-P909B
Term Matl:	BRASS
Plating:	P909 – TIN
Dim C:	(3.05) / .120
Voids:	NONE
Hooks Cut:	NO
Packaging:	PK-41815-001 TRAY

Assy. Proc:	TOP ENTRY
Housing No:	41815-N-AN
Options	WITH RAMP
Terminal No:	2144-AA-A1AA-208B
Term Matl:	BRASS
Plating:	208 – 15 GOLD
Dim C:	(3.05) / .120
Voids:	NONE
Hooks Cut:	NO
Packaging:	PK-41815-001 TRAY

Assy. Proc:	RIGHT ANGLE
Housing No:	41815-N-AN
Options	WITH RAMP
Terminal No:	2144-BA-A1AA-P909B
Term Matl:	PHOS BRONZE
Plating:	P909 – TIN
Dim C:	(3.68) / .145
Voids:	NONE
Hooks Cut:	NO
Packaging:	PK-41815-001 TRAY

Assy. Proc:	BOTTOM ENTRY
Housing No:	41815-N-AN
Options	WITH RAMP
Terminal No:	6298-1-P909
Term Matl:	PHOS BRONZE
Plating:	P909 – TIN
Dim C:	(3.18) / .125
Voids:	NONE
Hooks Cut:	NO
Packaging:	PK-41815-001 TRAY

Ckts	Material No	Engineer Number	Material No	Engineer Number	Material No	Engineer Number	Material No	Engineer Number
2	09-48-2023	A-41815-0453	09-48-3026	A-41815-0467	09-48-2020	A-41815-0481	09-48-2029	A-41815-0495
3	09-48-2033	A-41815-0454	09-48-3036	A-41815-0468	09-48-2030	A-41815-0482	09-48-2039	A-41815-0496
4	09-48-2043	A-41815-0455	09-48-3046	A-41815-0469	09-48-2040	A-41815-0483	09-48-2049	A-41815-0497
5	09-48-2053	A-41815-0456	09-48-3056	A-41815-0470	09-48-2050	A-41815-0484	09-48-2059	A-41815-0498
6	09-48-2063	A-41815-0457	09-48-3066	A-41815-0471	09-48-2060	A-41815-0485	09-48-2069	A-41815-0499
7	09-48-2073	A-41815-0458	09-48-3076	A-41815-0472	09-48-2070	A-41815-0486	09-48-2079	A-41815-0500
8	09-48-2083	A-41815-0459	09-48-3086	A-41815-0473	09-48-2080	A-41815-0487	09-48-2089	A-41815-0501
9	09-48-2093	A-41815-0460	09-48-3096	A-41815-0474	09-48-2090	A-41815-0488	09-48-2099	A-41815-0502
10	09-48-2103	A-41815-0461	09-48-3106	A-41815-0475	09-48-2100	A-41815-0489	09-48-2109	A-41815-0503
11	09-48-2113	A-41815-0462	09-48-3116	A-41815-0476	09-48-2110	A-41815-0490	09-48-2119	A-41815-0504
12	09-48-2123	A-41815-0463	09-48-3126	A-41815-0477	09-48-2120	A-41815-0491	09-48-2129	A-41815-0505
13	09-48-2133	A-41815-0464	09-48-3136	A-41815-0478	09-48-2130	A-41815-0492	09-48-2139	A-41815-0506
14	09-48-2143	A-41815-0465	09-48-3146	A-41815-0479	09-48-2140	A-41815-0493	09-48-2149	A-41815-0507
15	09-48-2153	A-41815-0466	09-48-3156	A-41815-0480	09-48-2150	A-41815-0494	09-48-2159	A-41815-0508

REV: AL6	ECR/ECN INFORMATION:		TITLE: KK 156 HOUSING ASSY PCB 41815 SERIES DWG	SHEET No.
	EC NO.	UCP2009-0167		- 8 -
	DATE:	10/30/2008		
DOCUMENT NUMBER: SDA-41815		CREATED / REVISED BY: MKIPPER	CHECKED BY: JBELL	APPROVED BY: FSMITH



KK 156 PCB ASSY 2-15 CKT

41815 SERIES

Assy. Proc:	TOP ENTRY
Housing No:	41815-N-AN
Options	WITH RAMP
Terminal No:	2144-BA-A1AA-P909B
Term Matl:	PHOS BRONZE
Plating:	P909 – TIN
Dim C:	(3.05) / .120
Voids:	NONE
Hooks Cut:	NO
Packaging:	PK-41815-001 TRAY

Assy. Proc:	TOP ENTRY
Housing No:	41815-N-AN
Options	WITH RAMP
Terminal No:	2144-BA-A1AA-102B
Term Matl:	PHOS BRONZE
Plating:	102 – TIN
Dim C:	(3.05) / .120
Voids:	NONE
Hooks Cut:	YES
Packaging:	PK-41815-001 TRAY

Assy. Proc:	TOP ENTRY
Housing No:	41815-N-AN
Options	WITH RAMP
Terminal No:	2144-BA-A1AA-208B
Term Matl:	PHOS BRONZE
Plating:	208 – 15 GOLD
Dim C:	(3.05) / .120
Voids:	NONE
Hooks Cut:	YES
Packaging:	PK-41815-001 TRAY

Assy. Proc:	BOTTOM ENTRY
Housing No:	41815-N-AN
Options	WITH RAMP
Terminal No:	2188-1-208
Term Matl:	BRASS
Plating:	208 – 15 GOLD
Dim C:	(3.18) / .125
Voids:	TERMINAL VOID 2
Hooks Cut:	NO
Packaging:	PK-41815-001 TRAY

Ckts	Material No	Engineer Number
2	09-48-2028	A-41815-0509
3	09-48-2038	A-41815-0510
4	09-48-2048	A-41815-0511
5	09-48-2058	A-41815-0512
6	09-48-2068	A-41815-0513
7	09-48-2078	A-41815-0514
8	09-48-2088	A-41815-0515
9	09-48-2098	A-41815-0516
10	09-48-2108	A-41815-0517
11	09-48-2118	A-41815-0518
12	09-48-2128	A-41815-0519
13	09-48-2138	A-41815-0520
14	09-48-2148	A-41815-0521
15	09-48-2158	A-41815-0522

Material No	Engineer Number
09-48-5028	A-41815-0523
09-48-5038	A-41815-0524
09-48-5048	A-41815-0525
09-48-5058	A-41815-0526
09-48-5068	A-41815-0527
09-48-5078	A-41815-0528
09-48-5088	A-41815-0529
09-48-5098	A-41815-0530
09-48-5108	A-41815-0531
09-48-5118	A-41815-0532
09-48-5128	A-41815-0533
09-48-5138	A-41815-0534
09-48-5148	A-41815-0535
09-48-5158	A-41815-0536

Material No	Engineer Number
09-48-1025	A-41815-0537
09-48-1035	A-41815-0538
09-48-1045	A-41815-0539
09-48-1055	A-41815-0540
09-48-1065	A-41815-0541
09-48-1075	A-41815-0542
09-48-1085	A-41815-0543
09-48-1095	A-41815-0544
09-48-1105	A-41815-0545
09-48-1115	A-41815-0546
09-48-1125	A-41815-0547
09-48-1135	A-41815-0548
09-48-1145	A-41815-0549
09-48-1155	A-41815-0550

Material No	Engineer Number
41815-0551	41815-0551
41815-0552	41815-0552
41815-0553	41815-0553
41815-0554	41815-0554
41815-0555	41815-0555
41815-0556	41815-0556
41815-0557	41815-0557
41815-0558	41815-0558
41815-0559	41815-0559
41815-0560	41815-0560
41815-0561	41815-0561
41815-0562	41815-0562
41815-0563	41815-0563

REV: AL6	ECR/ECN INFORMATION:		TITLE: KK 156 HOUSING ASSY PCB 41815 SERIES DWG	SHEET No.
	EC NO.	UCP2009-0167		- 9 -
	DATE:	10/30/2008		
DOCUMENT NUMBER: SDA-41815		CREATED / REVISED BY: MKIPPER	CHECKED BY: JBELL	APPROVED BY: FSMITH



KK 156 PCB ASSY 2-15 CKT

41815 SERIES

Assy. Proc:	BOTTOM ENTRY
Housing No:	41815-N-DN
Options	WITHOUT RAMPS
Terminal No:	6298-1-102
Term Matl:	PHOS BRONZE
Plating:	102
Dim C:	3.18 / .125
Voids:	NONE
Hooks Cut:	NO
Packaging:	PK-41815-001 TRAY

Assy. Proc:	BOTTOM ENTRY
Housing No:	41815-N-DN
Options	WITHOUT RAMPS
Terminal No:	6298-1-102
Term Matl:	PHOS BRONZE
Plating:	102
Dim C:	3.18 / .125
Voids:	TERMINAL VOID 2
Hooks Cut:	NO
Packaging:	PK-41815-001 TRAY

Assy. Proc:	RIGHT ANGLE
Housing No:	41815-N-A15-7
Options	WITH RAMP
Terminal No:	2144-BA-A1AA-102B
Term Matl:	PHOS BRONZE
Plating:	102 TIN
Dim C:	(3.68) / .145
Voids:	TERMINAL VOID 7
Hooks Cut:	NO
Packaging:	PK-41815-001 TRAY

Assy. Proc:	TOP ENTRY
Housing No:	41815-N-DN
Options	WITHOUT RAMP
Terminal No:	2144-BA-A1AA-102B
Term Matl:	PHOS BRONZE
Plating:	102 TIN
Dim C:	(3.05)/.120
Voids:	NONE
Hooks Cut:	YES
Packaging:	PK-41815-001 TRAY

Ckts	Material No	Engineer Number
2	41815-0564	A-41815-0564
3	41815-0565	A-41815-0565
4	41815-0566	A-41815-0566
5	41815-0567	A-41815-0567
6	41815-0568	A-41815-0568
7	41815-0569	A-41815-0569
8	41815-0570	A-41815-0570
9	41815-0571	A-41815-0571
10	41815-0572	A-41815-0572
11	41815-0573	A-41815-0573
12	41815-0574	A-41815-0574
13	41815-0575	A-41815-0575
14	41815-0576	A-41815-0576
15	41815-0577	A-41815-0577

Material No	Engineer Number
41815-0579	A-41815-0579
41815-0580	A-41815-0580
41815-0581	A-41815-0581
41815-0582	A-41815-0582
41815-0583	A-41815-0583
41815-0584	A-41815-0584
41815-0585	A-41815-0585
41815-0586	A-41815-0586
41815-0587	A-41815-0587
41815-0588	A-41815-0588
41815-0589	A-41815-0589
41815-0590	A-41815-0590
41815-0591	A-41815-0591

Material No	Engineer Number
41815-0600	A-41815-0600

Material No	Engineer Number
41815-0601	A-41815-0601
41815-0602	A-41815-0602
41815-0605	A-41815-0605

REV: AL6	ECR/ECN INFORMATION:		TITLE: KK 156 HOUSING ASSY PCB 41815 SERIES DWG	SHEET No. - 10 -
	EC NO.	UCP2009-0167		
	DATE:	10/30/2008		
DOCUMENT NUMBER: SDA-41815		CREATED / REVISED BY: MKIPPER	CHECKED BY: JBELL	APPROVED BY: FSMITH

