



36 dBm IP3, 50 MHz to 1,000 MHz, Low Noise Amplifier, SMA

TECHNICAL DATA SHEET

PE15A1014

PE15A1014 is a low noise RF coaxial power amplifier operating in the 50 MHz to 1 GHz frequency range. The amplifier offers Noise Figure of 0.6 dB typ, 18 dBm min of P1dB and 19 dB typ of small signal gain. This exceptional technical performance is achieved through the use of hybrid MIC design and advanced GaAs E-pHEMT devices. The low noise amplifier requires an operating voltage between +5 VDC and +12VDC power supply. The connectorized SMA module is unconditionally stable and includes built-in voltage regulation, bias sequencing.

Features

- 50 MHz to 1 GHz Frequency Range
- P1dB: 18 dBm typ
- Small Signal Gain: 19 dB typ
- Noise Figure: 0.6 dB typ
- 50 Ohm Input and Output Matched
- Unconditionally Stable
- Single DC Positive Supply
- Built-in Voltage Regulator

Applications

- Laboratory Applications
- R&D Labs
- Military Radio
- Radar Systems
- Telecom Infrastructure
- Test Instrumentation
- Military & Space
- Communication Systems
- Wireless Communication
- Microwave Radio Systems
- Cellular Base Stations
- Low Noise Amplifier
- General Purpose Amplification
- General Purpose Wireless
- Wideband Gain Block
- IF Amplifier/RF Driver Amplifier
- RF Wideband Front Ends
- RF Pre-amplification

Electrical Specifications (TA = +25°C, DC Voltage = 12Volts, DC Current = 90mA)

Description	Minimum	Typical	Maximum	Units
Frequency Range	50		1,000	MHz
Output 3rd Intercept Point		+36		dBm
Operating DC Voltage	5		12	Volts
Operating DC Current		90		mA

RF Characteristic

Description	Band 1	Band 2	Band 3	Units
Frequency Range	50 to 500	500 to 1,000		MHz
Small Signal Gain	24	19		dB
Input Return Loss	10	13		dB
Output Return Loss	15	13		dB
Output at 1 dB Compression Point	18	20		dBm
Input Psat	18	20		dBm
Output 3rd Intercept Point	35	36		dBm
Noise Figure	0.6	0.5		dB

Click the following link (or enter part number in "SEARCH" on website) to obtain additional part information including price, inventory and certifications: [36 dBm IP3, 50 MHz to 1,000 MHz, Low Noise Amplifier, SMA PE15A1014](#)



36 dBm IP3, 50 MHz to 1,000 MHz, Low Noise Amplifier, SMA

TECHNICAL DATA SHEET

PE15A1014

Mechanical Specifications

Size

Length	1.38 in [35.05 mm]
Width	1.2 in [30.48 mm]
Height	0.5 in [12.7 mm]
Input Connector	SMA Female
Output Connector	SMA Female

Compliance Certifications (visit www.Pasternack.com for current document)

RoHS Compliant

Plotted and Other Data

Notes:

- Values at +25 °C, sea level
- ESD Sensitive Material, Transport material in Approved ESD bags. Handle only in approved ESD Workstation.



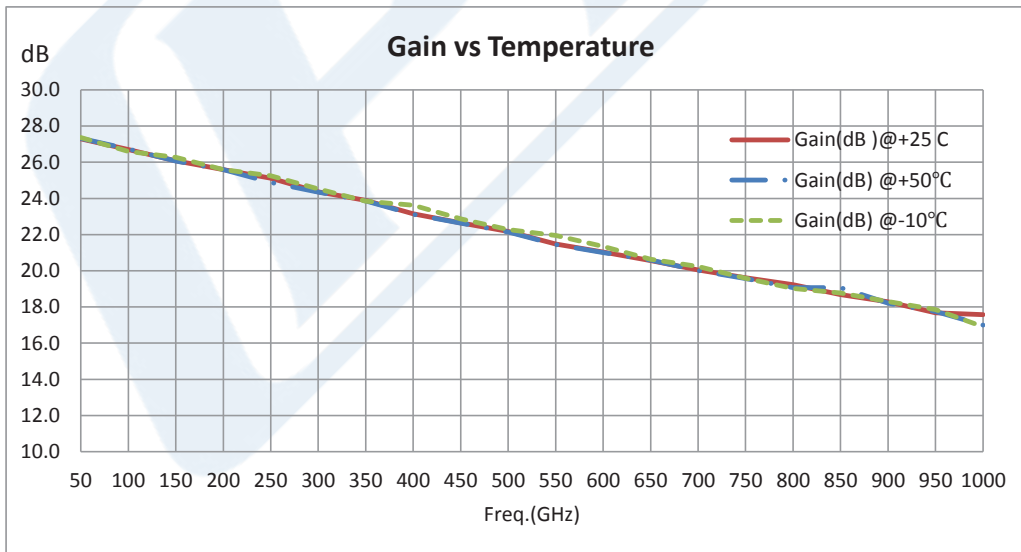
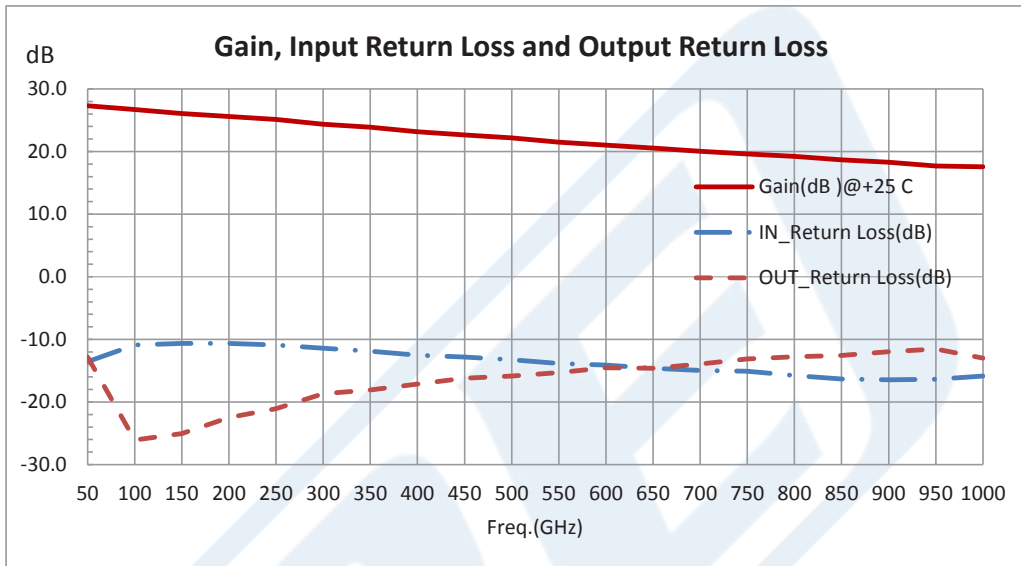
Click the following link (or enter part number in "SEARCH" on website) to obtain additional part information including price, inventory and certifications: [36 dBm IP3, 50 MHz to 1,000 MHz, Low Noise Amplifier, SMA PE15A1014](#)



36 dBm IP3, 50 MHz to 1,000 MHz, Low Noise Amplifier, SMA

TECHNICAL DATA SHEET PE15A1014

Typical Performance Data



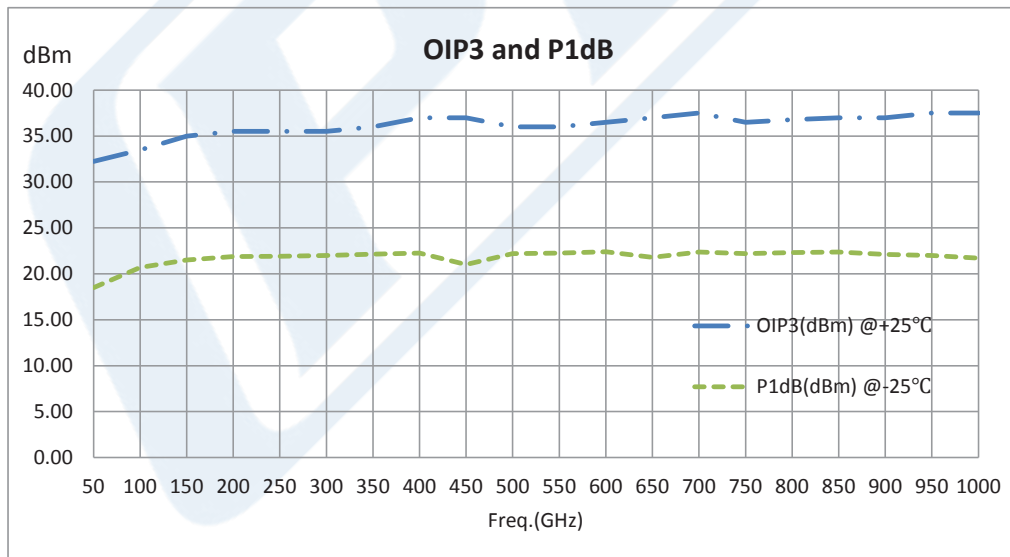
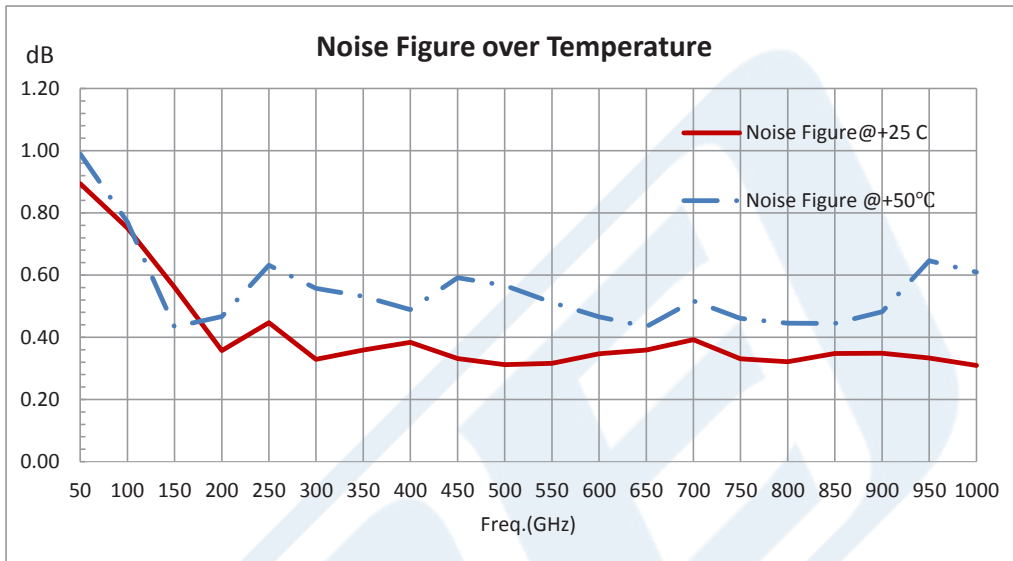
Click the following link (or enter part number in "SEARCH" on website) to obtain additional part information including price, inventory and certifications: [36 dBm IP3, 50 MHz to 1,000 MHz, Low Noise Amplifier, SMA PE15A1014](#)





36 dBm IP3, 50 MHz to 1,000 MHz, Low Noise Amplifier, SMA

TECHNICAL DATA SHEET PE15A1014



Click the following link (or enter part number in "SEARCH" on website) to obtain additional part information including price, inventory and certifications: [36 dBm IP3, 50 MHz to 1,000 MHz, Low Noise Amplifier, SMA PE15A1014](#)





36 dBm IP3, 50 MHz to 1,000 MHz, Low Noise Amplifier, SMA

TECHNICAL DATA SHEET

PE15A1014

36 dBm IP3, 50 MHz to 1,000 MHz, Low Noise Amplifier, SMA from Pasternack Enterprises has same day shipment for domestic and International orders. Our RF, microwave and millimeter wave products maintain a 99% availability and are part of the broadest selection in the industry.

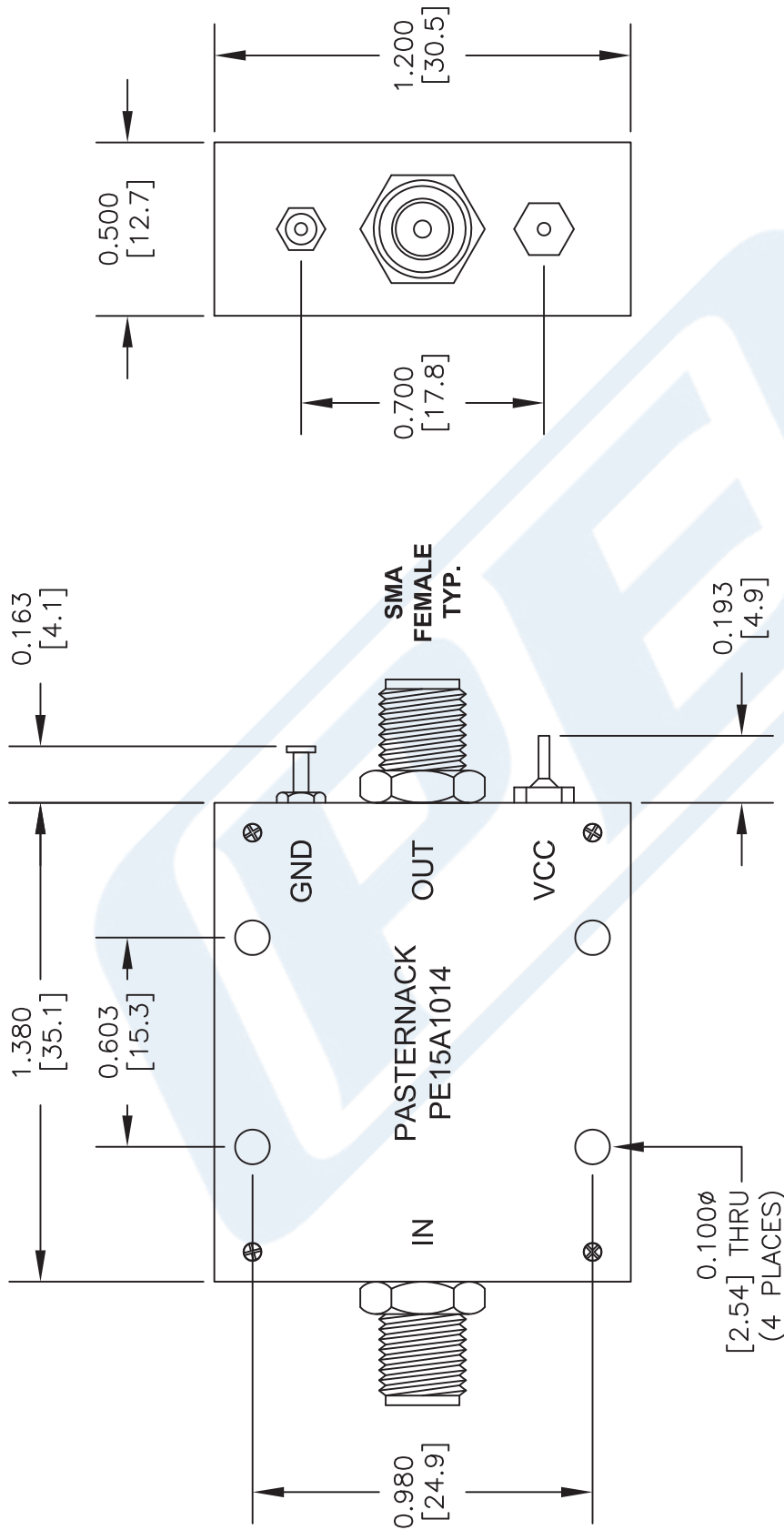
Click the following link (or enter part number in "SEARCH" on website) to obtain additional part information including price, inventory and certifications: [36 dBm IP3, 50 MHz to 1,000 MHz, Low Noise Amplifier, SMA PE15A1014](http://www.pasternack.com/1000-mhz-low-noise-amplifier-19-db-gain-sma-pe15a1014-p.aspx)

URL: <http://www.pasternack.com/1000-mhz-low-noise-amplifier-19-db-gain-sma-pe15a1014-p.aspx>

The information contained in this document is accurate to the best of our knowledge and representative of the part described herein. It may be necessary to make modifications to the part and/or the documentation of the part, in order to implement improvements. Pasternack reserves the right to make such changes as required. Unless otherwise stated, all specifications are nominal. Pasternack does not make any representation or warranty regarding the suitability of the part described herein for any particular purpose, and Pasternack does not assume any liability arising out of the use of any part or documentation.

PE15A1014 CAD Drawing

36 dBm IP3, 50 MHz to 1,000 MHz, Low Noise Amplifier, SMA



DWG TITLE

PE15A1014

NOTES:
 1. UNLESS OTHERWISE SPECIFIED ALL DIMENSIONS ARE NOMINAL.
 2. ALL SPECIFICATIONS ARE SUBJECT TO CHANGE WITHOUT NOTICE AT ANY TIME.
 3. DIMENSIONS ARE IN INCHES [mm].

FSCM NO. 53919

CAD FILE 032715

SCALE N/A

SIZE A

2233

(PE) PASTERNAK®
 THE ENGINEER'S RF SOURCE

Pasternack Enterprises, Inc.
 P.O. Box 16759 | Irvine | CA | 92623
 Phone: (949) 261-1920 | Fax: (949) 261-7451
 Website: www.pasternack.com | E-Mail: sales@pasternack.com