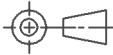
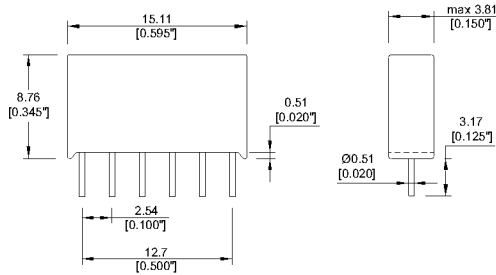
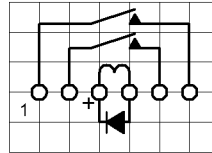


DIMENSIONS (mm)

Unspecified Tolerances +/- 0.127mm


LAYOUT 78D

Pitch 2.54mm [0.100"] / Top View


MARKING

Top View

MEDER	ww/yy
1	MS05-2A87-78D

Coil Data at 20 °C	Conditions	Min	Typ	Max	Unit
Coil resistance		338	375	413	Ohm
Coil voltage			5		VDC
Rated power			67		mW
Pull-In voltage				3,75	VDC
Drop-Out voltage		0,5			VDC

Contact data 87	Conditions	Min	Typ	Max	Unit
Contact rating	Any DC combination of V & A not to exceed their individual max.'s			10	W
Switching voltage	DC or Peak AC			200	V
Switching current	DC or Peak AC			0,5	A
Carry current	DC or Peak AC			1	A
Contact resistance static	Measured with 40% overdrive Start Value			150	mOhm
Contact resistance dynamic	Maximum value 1,5 ms after excitation Start Value			200	mOhm
Insulation resistance	RH <45 %, 100V - to all points	1			TOhm
Breakdown voltage	according to IEC 255-5	230			VDC
Operate time incl. bounce	measured with nominal voltage			0,5	ms
Release time	measured with no diode suppression			0,1	ms
Capacitance	@ 10 kHz		0,2		pF

Special Product Data	Conditions	Min	Typ	Max	Unit
Isolation voltage Coil/Contact	according to IEC 255-5	1,5			kV DC
Connection pins				FeNi-alloy tin plated	
Magnetic Shielding				Internal mu-metal shield	
Remarks					

Environmental data	Conditions	Min	Typ	Max	Unit
Shock	1/2 sine wave duration 11ms			50	g
Vibration	from 10 - 2000 Hz			20	g
Operating temperature		-20		70	°C
Storage temperature		-20		95	°C
Soldering temperature	max. 5 sec			260	°C
Washability				fully sealed	