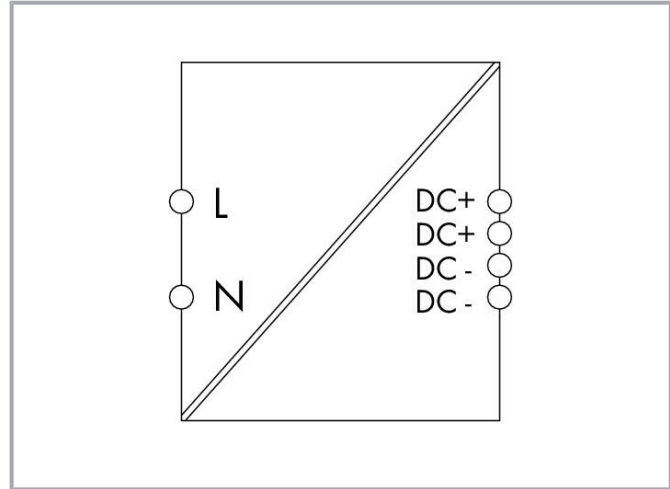


Data sheet | Item number: 787-1012

Switched-mode power supply; Compact; 1-phase; 24 VDC output voltage;
2.5 A output current

www.wago.com/787-1012



Subject to changes. Please also observe the further product documentation!

WAGO Kontakttechnik GmbH & Co. KG
Hansastr. 27
32423 Minden
Phone: +49571 887-0 | Fax: +49571 887-169
Email: info.de@wago.com | Web: www.wago.com

Do you have any questions about our products?
We are always happy to take your call at +49 (571) 887-44222.



Item description

Features:

- Switched-mode power supply
- Natural convection cooling when horizontally mounted
- Stepped profile, ideal for distribution boards/boxes
- Overhead mounting is possible with derating
- Suitable for both parallel and series operation
- Electrically isolated output voltage (SELV) per EN 60950-1/UL 60950-1; PELV per EN 60204

Subject to changes. Please also observe the further product documentation!

Data

Technical data

Power loss P_I	≤ 2.2 W (230 VAC; No load); ≤ 8.5 W (230 VAC; Nominal load)
Power loss (max.) $P_{I(max.)}$	10.5 W (100 VAC / 24 VDC; 2.5 A)
Efficiency (typ.)	88 %
Nominal output voltage $U_{o nom}$	DC 24 V (SELV)
Output voltage range	DC 22.8 ... 26.4 V (adjustable)
Default setting	DC 24 V
Nominal output current $I_{o nom}$	2.5 A (24 VDC); 1.6 A (in any mounting position)
Nominal output power	60 W
Control deviation	≤ 2 %
Residual ripple	≤ 100 mV (peak-to-peak)
Current limitation	$1.1 \times I_{o nom}$ (typ.)
Overload behavior	Constant current
Isolation voltage (Pri.-Sec.)	DC 4.242 kV
Protection class	II
Protection type	IP20 (per EN 60529)
Resistance to reverse feed	\leq DC 30 V
Overvoltage category	II
Pollution degree	2
Transient suppression (primary)	Varistor
Overvoltage protection; secondary	≤ 40 VDC (in the event of a fault)
Short-circuit-protected	Yes
Open-circuit-proof	Yes
Parallel operation	Yes
Series operation	Yes
MTBF	$> 500,000$ h (per IEC 61709)
Internal fuse	T 2 A / 250 VAC
Required backup fusing	An external DC fuse is required for the DC input voltage.
Recommended backup fusing	Circuit breaker: 6 A (C characteristic), 10 A (B characteristic) or higher
Phases	1
Nominal input voltage $U_{i nom}$	1 x AC 100 ... 240 V
Input voltage range	AC 85 ... 264 V; DC 120 ... 373 V

Subject to changes. Please also observe the further product documentation!



Input voltage derating	$I_o \leq 2 \text{ A} (< 100 \text{ VAC}); I_o \leq 1.8 \text{ A} (< 90 \text{ VAC})$
Nominal mains frequency range	44 ... 66 Hz; 0 Hz
Input current I_i	$\leq 0.6 \text{ A} (230 \text{ VAC}); \leq 1.4 \text{ A} (110 \text{ VAC})$
Discharge current	$\leq 1 \text{ mA}$
Inrush current	$\leq 30 \text{ A} (\text{NTC})$
Power factor correction (PFC)	Passive
Mains failure hold-up time	$\geq 80 \text{ ms} (230 \text{ VAC}); \geq 10 \text{ ms} (110 \text{ VAC})$
Signaling	1 x Status indication LED (green)
Operation status indicator	Green LED (U_o)

Connection data

Connection type (1)	Input/Output
Connection technology	CAGE CLAMP®
WAGO Connector	WAGO 740 Series
Solid conductor	0.08 ... 2.5 mm ² / 28 ... 12 AWG
Fine-stranded conductor	0.08 ... 2.5 mm ² / 28 ... 12 AWG
Strip length	6 ... 7 mm / 0.24 ... 0.28 inch

Physical data

Width	72 mm / 2.835 inch
Height	89 mm / 3.504 inch
Depth	59 mm / 2.323 inch
Depth from upper edge of DIN-rail	55 mm / 2.165 inch

Mechanical data

Mounting type	DIN-35 rail
---------------	-------------

Material data

Flammability class per UL94	V0
Weight	255 g

Environmental requirements

Surrounding air temperature (operation)	-25 ... 60 °C (Device starts at -40 °C (type-tested))
Surrounding air temperature (storage)	-25 ... 80 °C
Surrounding air (operating) temperature for UL	-25 ... 55 °C

Subject to changes. Please also observe the further product documentation!

Relative humidity	5 ... 96 % (no condensation permissible)
Derating	-3 %/K (> 45 °C)

Standards and specifications

Conformity marking	CE
Standards/Specifications	EN 61010-1 EN 61010-2-201 EN 61204-3 UL 60950-1 UL 508 DNV GL

Commercial data



Product Group	6 (Interface Electronics)
PU (SPU)	1 Stück
Packaging type	box
Country of origin	CN
GTIN	4050821297598
Customs tariff number	85044082900

Approvals / Certificates

Ship Approvals

Logo	Approval	Additional Approval Text	Certificate name
	DNV GL Det Norske Veritas, Germanischer Lloyd	-	TAA00000KT

UL-Approvals



Logo	Approval	Additional Approval Text	Certificate name
	UL Underwriters Laboratories Inc.	UL 508	E255817
	UL Underwriters Laboratories Inc.	UL 60950-1	E255815

Subject to changes. Please also observe the further product documentation!

Optional accessories














Marking accessories

Marking strip





	Item no.: 210-831 Marking strips; on reel; 2.3 mm wide; plain; Self-adhesive; white	www.wago.com/210-831
	Item no.: 210-832 Marking strips; on reel; 3 mm wide; plain; Self-adhesive; white	www.wago.com/210-832

Ferrule

Ferrule

	Item no.: 216-203 Ferrule; Sleeve for 1 mm ² / AWG 18; insulated; electro-tin plated; red	www.wago.com/216-203
	Item no.: 216-202 Ferrule; Sleeve for 0.75 mm ² / 18 AWG; insulated; electro-tin plated; gray	www.wago.com/216-202
	Item no.: 216-201 Ferrule; Sleeve for 0.5 mm ² / 20 AWG; insulated; electro-tin plated; white	www.wago.com/216-201
	Item no.: 216-223 Ferrule; Sleeve for 1 mm ² / AWG 18; insulated; electro-tin plated; red	www.wago.com/216-223
	Item no.: 216-241 Ferrule; Sleeve for 0.5 mm ² / 20 AWG; insulated; electro-tin plated; electrolytic copper; gastight crimped; acc. to DIN 46228, Part 4/09.90; white	www.wago.com/216-241
	Item no.: 216-242 Ferrule; Sleeve for 0.75 mm ² / 18 AWG; insulated; electro-tin plated; electrolytic copper; gastight crimped; acc. to DIN 46228, Part 4/09.90; gray	www.wago.com/216-242
	Item no.: 216-222 Ferrule; Sleeve for 0.75 mm ² / 18 AWG; insulated; electro-tin plated; gray	www.wago.com/216-222
	Item no.: 216-221 Ferrule; Sleeve for 0.5 mm ² / 20 AWG; insulated; electro-tin plated; white	www.wago.com/216-221
	Item no.: 216-243 Ferrule; Sleeve for 1 mm ² / AWG 18; insulated; electro-tin plated; electrolytic copper; gastight crimped; acc. to DIN 46228, Part 4/09.90; red	www.wago.com/216-243
	Item no.: 216-263 Ferrule; Sleeve for 1 mm ² / AWG 18; insulated; electro-tin plated; electrolytic copper; gastight crimped; acc. to DIN 46228, Part 4/09.90; red	www.wago.com/216-263
	Item no.: 216-262 Ferrule; Sleeve for 0.75 mm ² / 18 AWG; insulated; electro-tin plated; electrolytic copper; gastight crimped; acc. to DIN 46228, Part 4/09.90; gray	www.wago.com/216-262
	Item no.: 216-301 Ferrule; Sleeve for 0.25 mm ² / AWG 24; insulated; electro-tin plated; yellow	www.wago.com/216-301
	Item no.: 216-321 Ferrule; Sleeve for 0.25 mm ² / AWG 24; insulated; electro-tin plated; yellow	www.wago.com/216-321

Subject to changes. Please also observe the further product documentation!

	Item no.: 216-322 Ferrule; Sleeve for 0.34 mm ² / 22 AWG; insulated; electro-tin plated; green	www.wago.com/216-322
	Item no.: 216-302 Ferrule; Sleeve for 0.34 mm ² / 22 AWG; insulated; electro-tin plated; green	www.wago.com/216-302
Tool		
Operating tool		
	Item no.: 210-769 SCREWDRIVER; green	www.wago.com/210-769
	Item no.: 210-720 Operating tool; Blade: 3.5 x 0.5 mm; with a partially insulated shaft; multicoloured	www.wago.com/210-720

Downloads

Documentation

Bid Text

787-1012 docx - Datei	2019. 6. 12.	docx 21.2 kB	Download
787-1012 X81 - Datei	2019. 6. 24.	xml 7.1 kB	Download

Instruction Leaflet

Primär getaktete Stromversorgungen COMPACT DC 24 V, 2,5 A		pdf 621.3 kB	Download
--------------------------------------------------------------	--	-----------------	----------

Additional Information

Disposal; Electrical and electronic equipment, Packaging	V 1.0.0	pdf 265.8 kB	Download
----------------------------------------------------------	---------	-----------------	----------

CAD/CAE-Data

CAD data

2D/3D Models 787-1012		URL	Download
-----------------------	--	-----	----------

CAE data

EPLAN Data Portal 787-1012		URL	Download
----------------------------	--	-----	----------

WSCAD Universe 787-1012

Subject to changes. Please also observe the further product documentation!



[URL](#) [Download](#)

ZUKEN Portal 787-1012

[URL](#) [Download](#)

Environmental Product Compliance

Compliance Search

Environmental Product Compliance 787-1012

[URL](#) [Download](#)

Switched-mode power supply; Compact; 1-phase; 24 VDC output voltage; 2.5 A output current

Installation Notes

Product family

EPSITRON COMPACT Power

EPSITRON® COMPACT POWER: Compact, High-Performance Power Supplies

[Show all products from the family](#)

Subject to changes. Please also observe the further product documentation!

WAGO Kontakttechnik GmbH & Co. KG
Hansastr. 27
32423 Minden
Phone: +49571 887-0 | Fax: +49571 887-169
Email: info.de@wago.com | Web: www.wago.com

Do you have any questions about our products?
We are always happy to take your call at +49 (571) 887-44222.