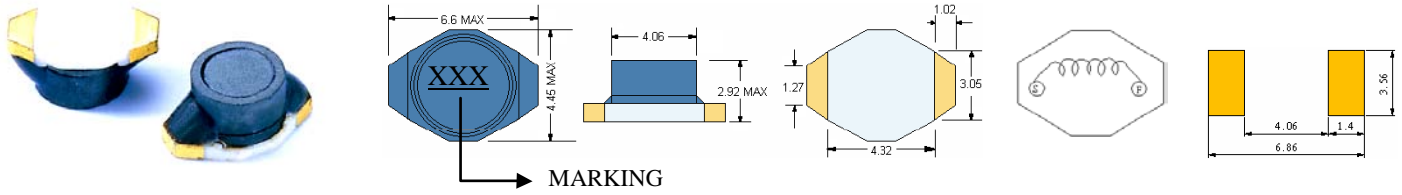


# SC1608C

## SMD POWER INDUCTORS



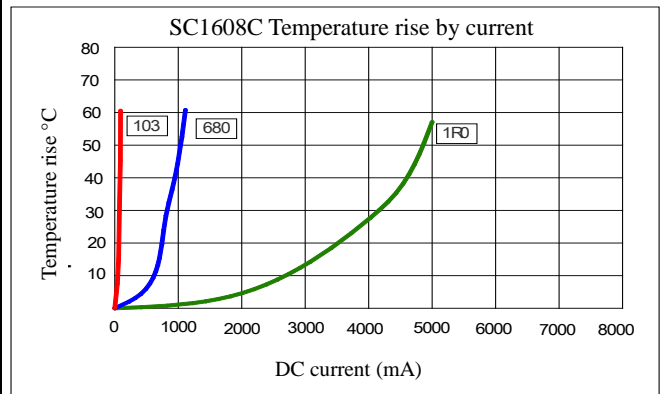
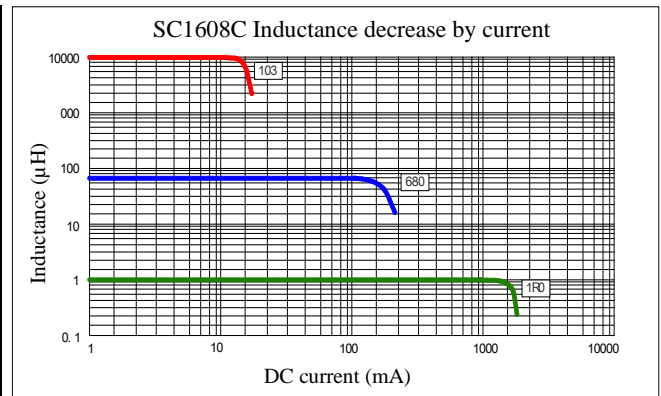
### • Features

1. Magnetically shielded construction
2. Excellent Power Density
3. Engineered to Provide High Efficiency

## ELECTRICAL CHARACTERISTICS



Part Number	Inductance (uH) (1)	Test Frequency	DC Resistance (Ω MAX) (2)	Saturation Current <sup>(3)</sup> (A)	Temperature Current <sup>(4)</sup> (A)
SC1608C-1R0	1.0	100KHZ	40m	1.40	4.00
SC1608C-1R5	1.5	100KHZ	45m	0.93	3.24
SC1608C-2R2	2.2	100KHZ	50m	0.92	2.91
SC1608C-3R3	3.3	100KHZ	55m	0.75	2.61
SC1608C-4R7	4.7	100KHZ	60m	0.58	2.47
SC1608C-6R8	6.8	100KHZ	65m	0.45	2.22
SC1608C-100	10	100KHZ	75m	0.37	2.00
SC1608C-150	15	100KHZ	90m	0.31	1.70
SC1608C-220	22	100KHZ	138m	0.30	1.44
SC1608C-330	33	100KHZ	190m	0.27	1.15
SC1608C-470	47	100KHZ	230m	0.24	1.03
SC1608C-680	68	100KHZ	340m	0.17	0.80
SC1608C-101	100	100KHZ	480m	0.13	0.72
SC1608C-151	150	100KHZ	750m	0.10	0.64
SC1608C-221	220	100KHZ	1.22	0.09	0.48
SC1608C-331	330	100KHZ	1.83	0.07	0.40
SC1608C-471	470	100KHZ	2.85	0.06	0.32
SC1608C-681	680	100KHZ	3.60	0.055	0.28
SC1608C-102	1000	100KHZ	5.35	0.045	0.22



- (1). Inductance tolerance  $\pm 30\%$  tested at 0.25V, 0ADC and 25°C.
- (2). DCR measured at 25°C.
- (3). The DC current at which the inductance decreases by 30% from its initial value.
- (4). The DC current that results in a 40°C temperature rise from 25°C ambient.

[Click here for QUANTITY PER REEL & PACKING INFORMATION](#)

Custom versions available upon request.